



Monthly health and disease summary

December 2011

South Dakota Department of Health

<http://doh.sd.gov>

Photo: Capitol sunset in Pierre by C. Coppess at www.dakotagraph.com



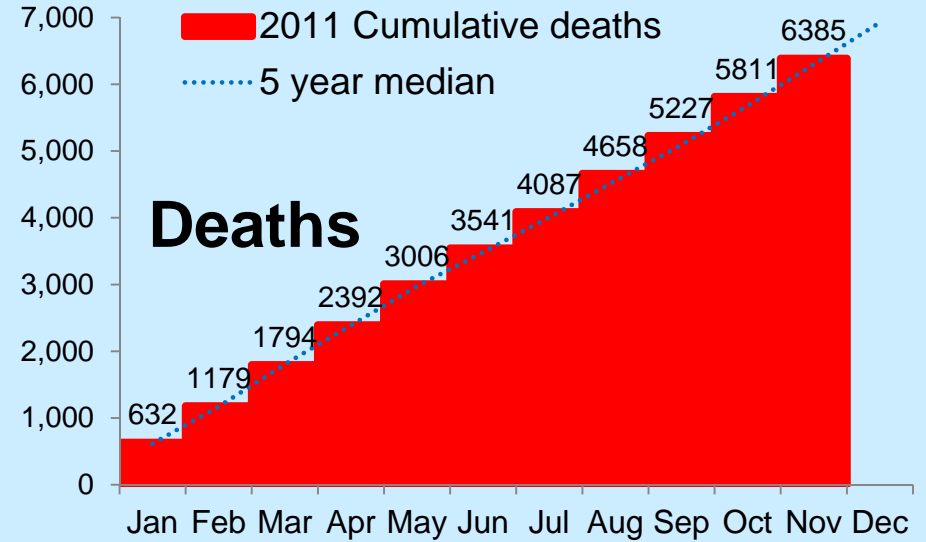

1 Jan – 31 Dec 2011, *Provisional data*

South Dakota infectious disease summary 2011

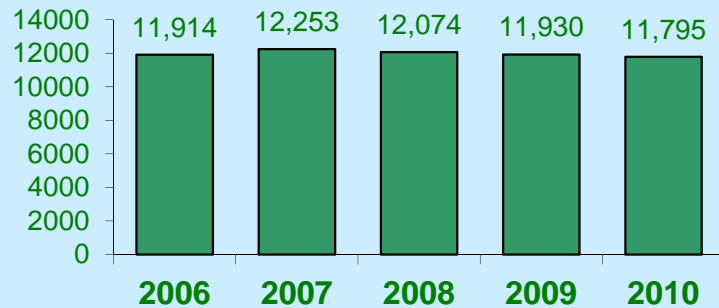
Diseases/Agent	Cases year-to-date	Rate (cases per 100,000 population)	5-yr median cases (2006-2010)	Percent change
Campylobacter	295	36.2	262	+13%
Chlamydia	3177	390.2	2942	+8%
Cryptosporidiosis	142	17.4	108	+31%
<i>E. coli</i>, shiga toxin-producing	38	4.7	50	-24%
Giardiasis	109	13.4	102	+7%
Gonorrhea	573	70.4	367	+56%
HIV AIDS	20	2.5	34	-41%
MRSA, invasive	86	10.6	87	-1%
Pertussis	32	3.9	58	-45%
Rabies, animal	40	4.9	32	+25%
Salmonella	159	19.5	172	-8%
Tuberculosis	15	1.8	15	0%
West Nile	2	0.2	39	-95%

1 Jan – 31 Dec 2011, *Provisional data*

Births and deaths, South Dakota, 2011

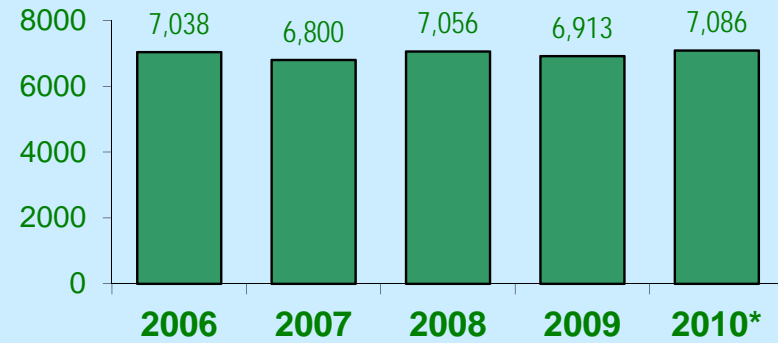


Live births, SD 2006-2010



*2010 provisional

Deaths, SD 2006-2010



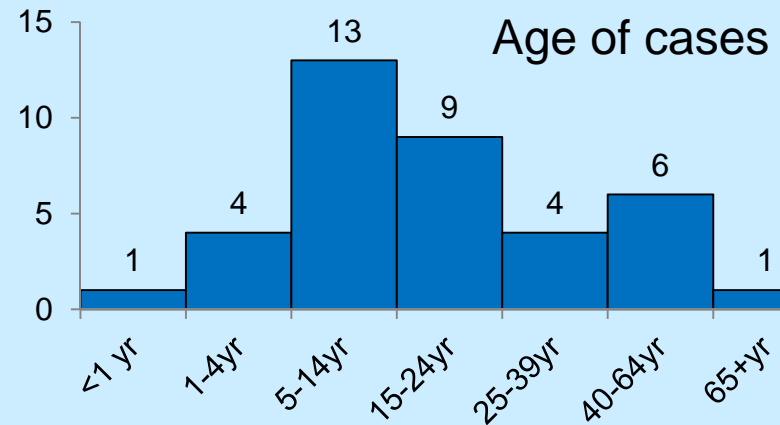
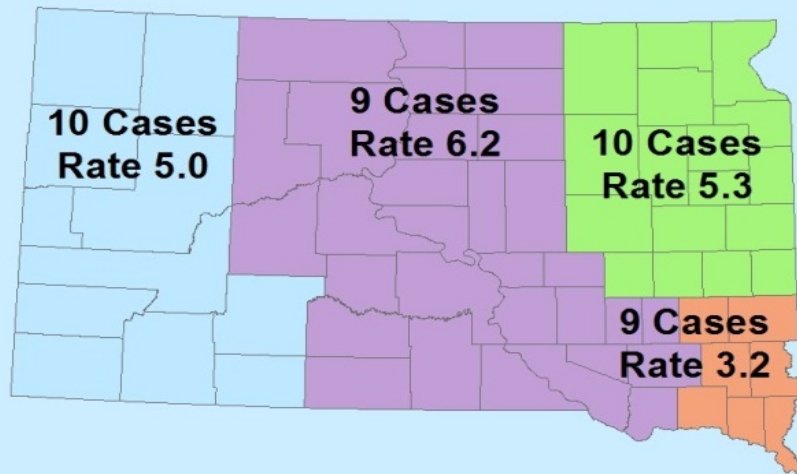
*2010 provisional data

Vital Records: <http://doh.sd.gov/VitalRecords>

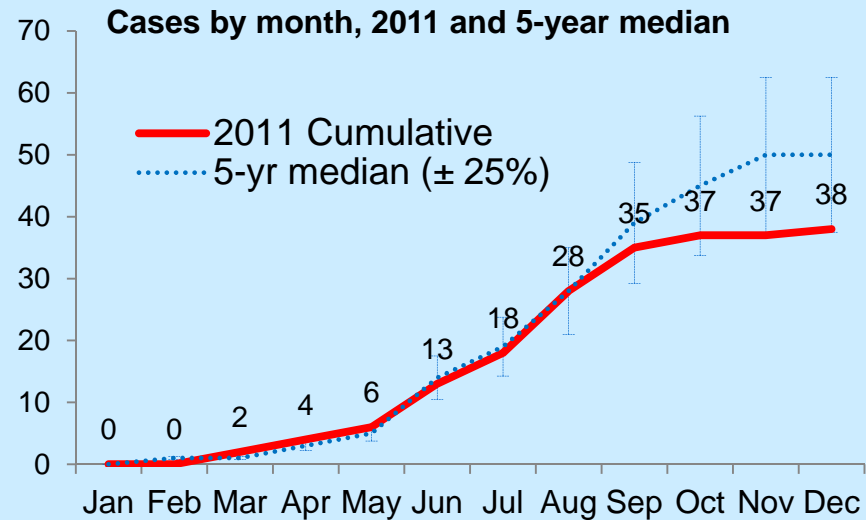
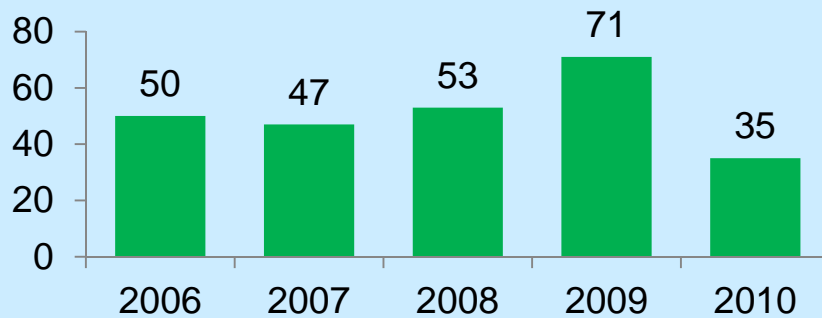
1 Jan – 31 Dec 2011, *Provisional data*

E. coli, shiga toxin-producing, South Dakota

**E. Coli, Shiga Toxin-Producing
South Dakota 38 Cases
(Rate 4.7 per 100,000 population)**



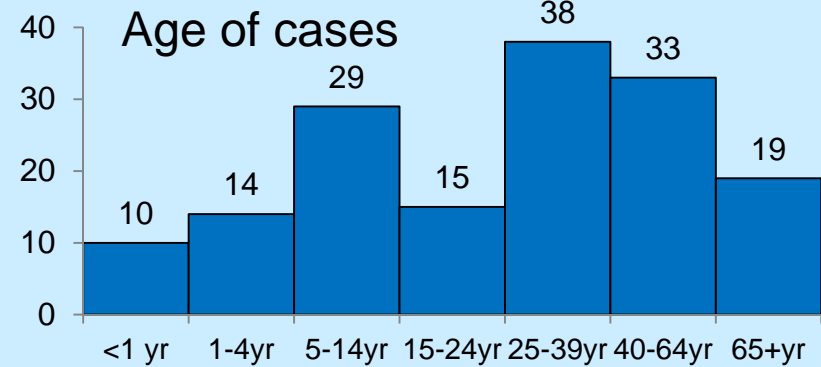
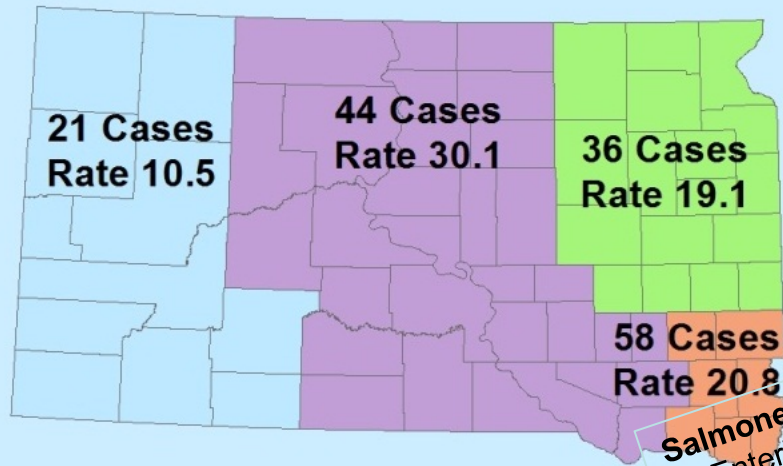
**Shiga toxin producing *E. coli*,
SD 2006-2010**



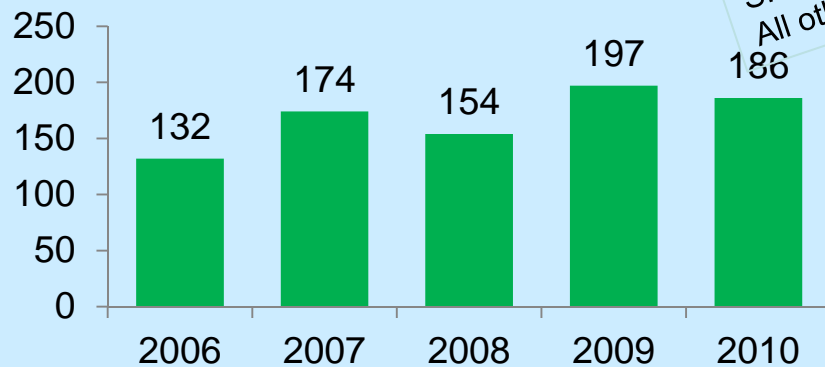
1 Jan – 31 Dec 2011, *Provisional data*

Salmonellosis, South Dakota

Salmonellosis
 South Dakota 159 Cases
 (Rate 19.5 per 100,000 population)

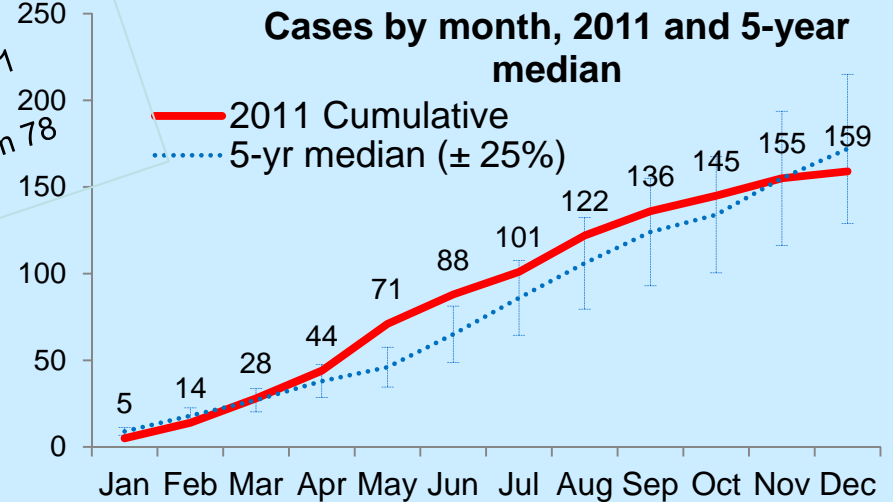


Salmonella, SD 2006-2010



Salmonella serotypes

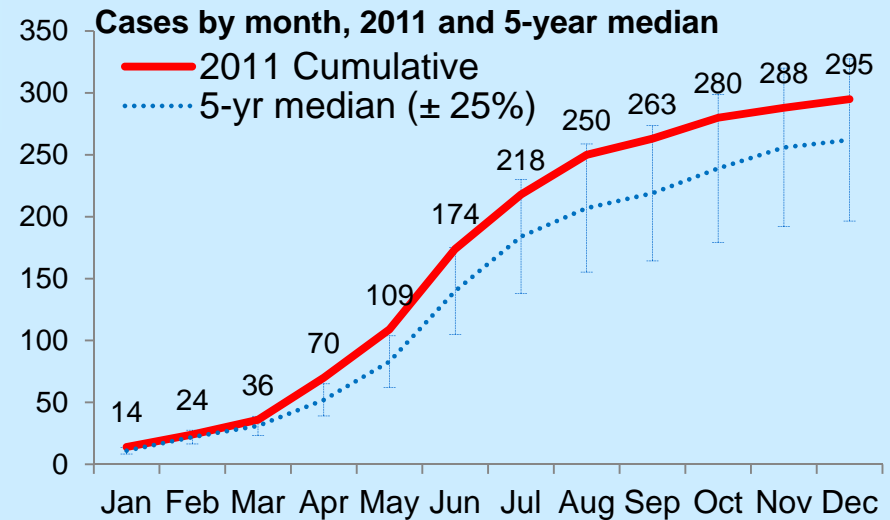
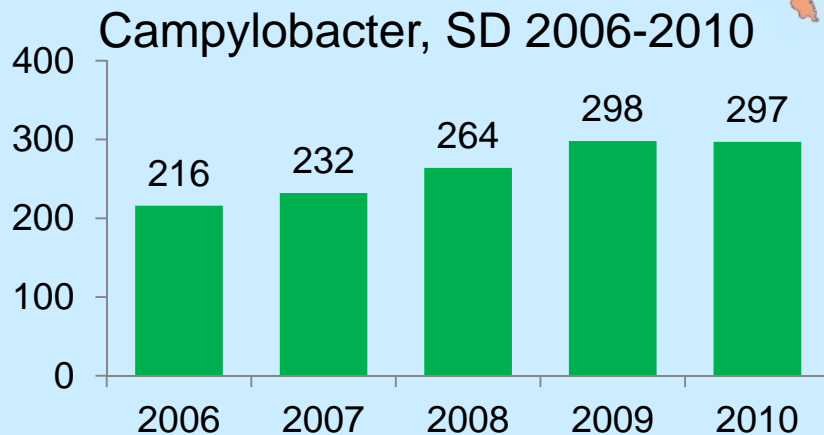
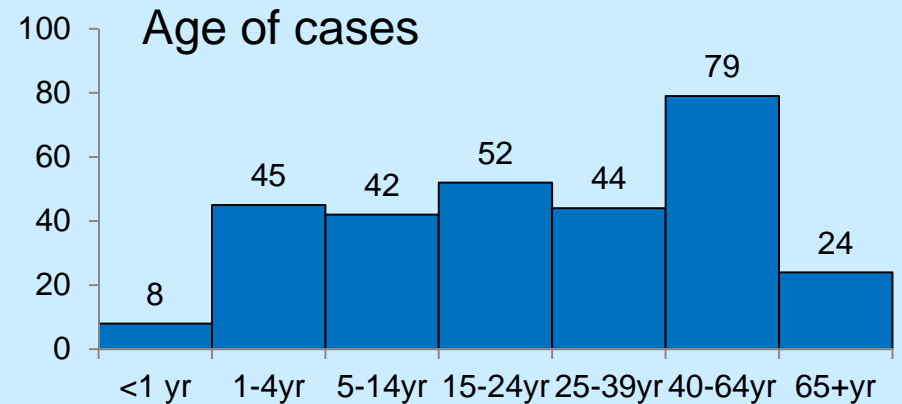
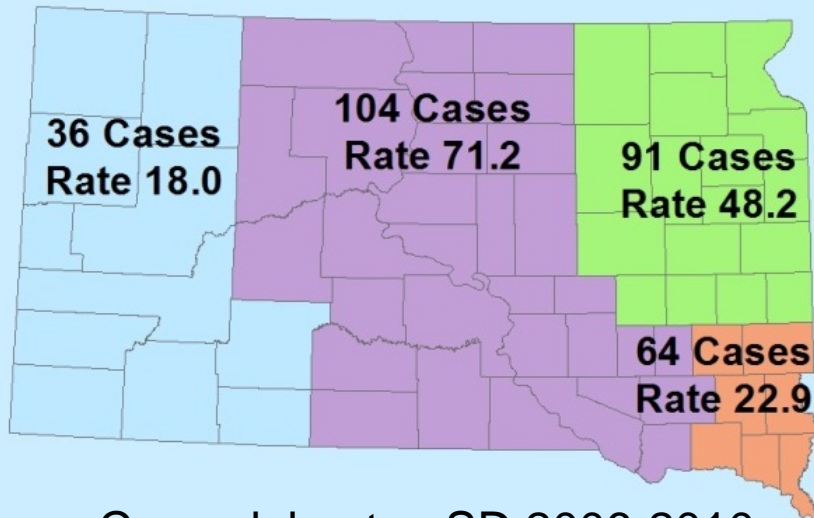
- S. Enteritidis 27
- S. Heidelberg 4
- S. Newport 10
- S. Paratyphi B 1
- S. SaintPaul 6
- S. Typhimurium 78
- All others 33



1 Jan – 31 Dec 2011, *Provisional data*

Campylobacteriosis, South Dakota

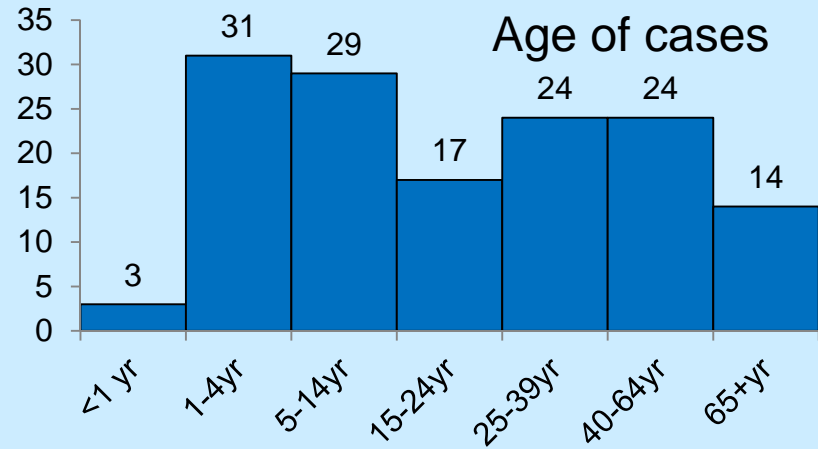
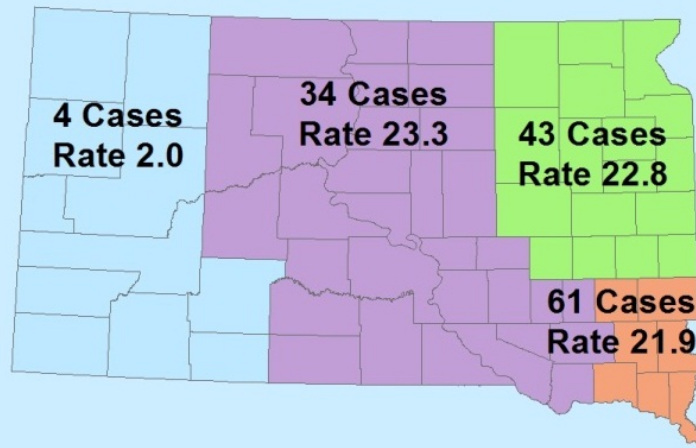
Campylobacteriosis
South Dakota 295 Cases
 (Rate 36.2 per 100,000 population)



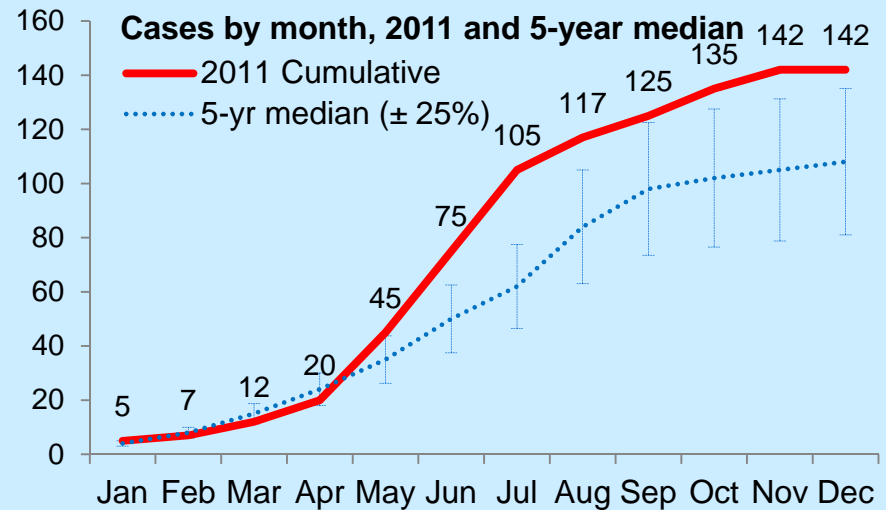
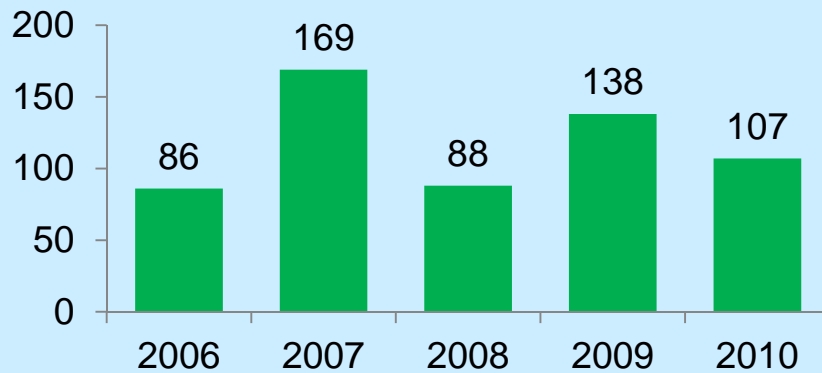
1 Jan – 31 Dec 2011, *Provisional data*

Cryptosporidiosis, South Dakota

Cryptosporidiosis
South Dakota 142 Cases
 (Rate 17.4 per 100,000 population)



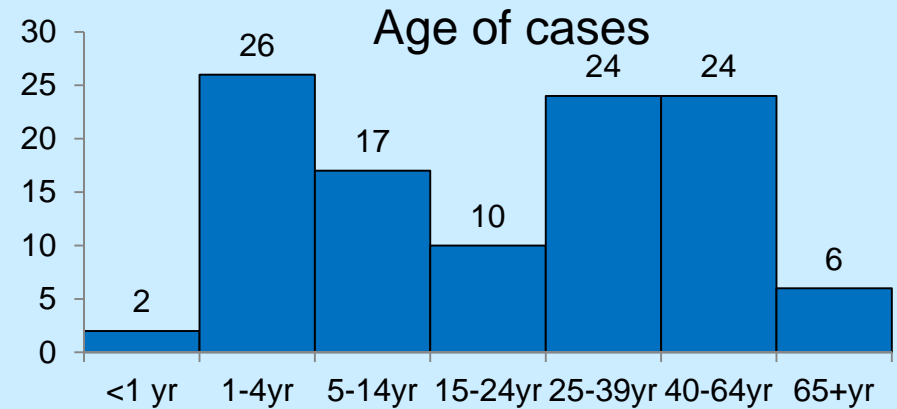
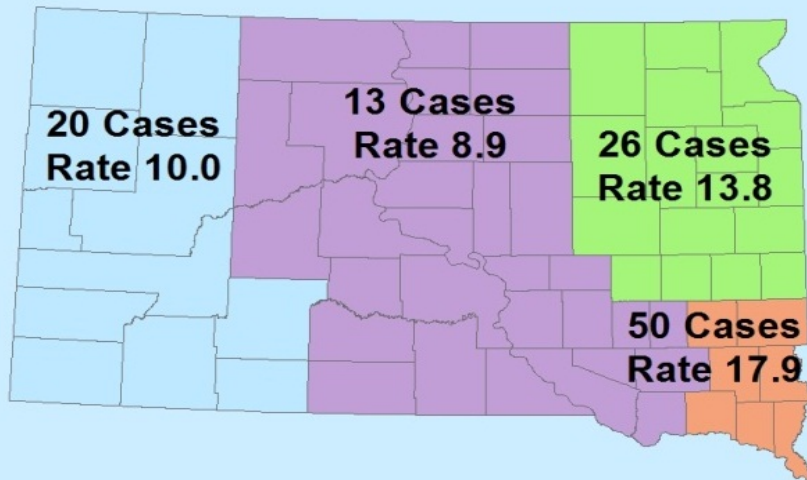
Cryptosporidiosis, SD 2006-2010



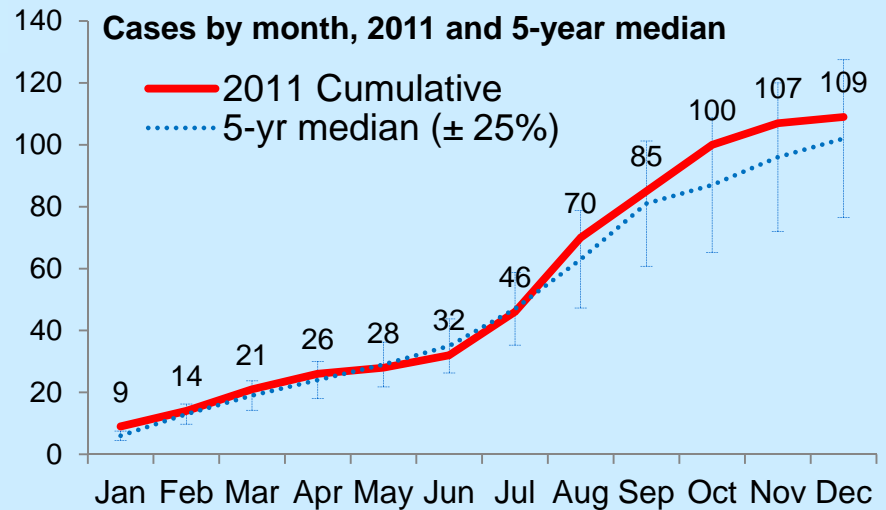
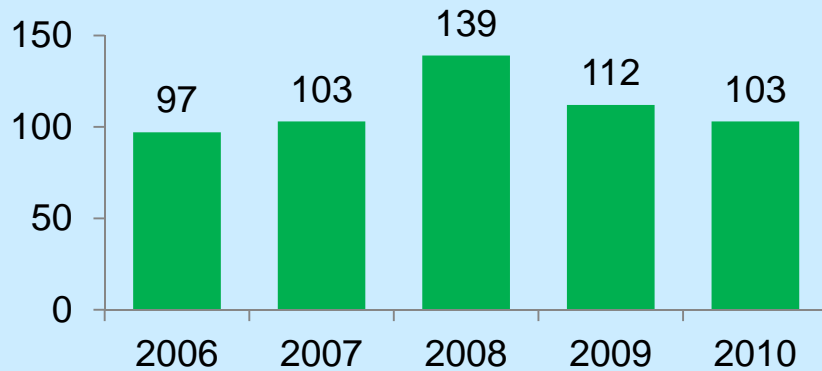
1 Jan – 31 Dec 2011, *Provisional data*

Giardiasis, South Dakota

Giardiasis
South Dakota 109 Cases
 (Rate 13.4 per 100,000 population)



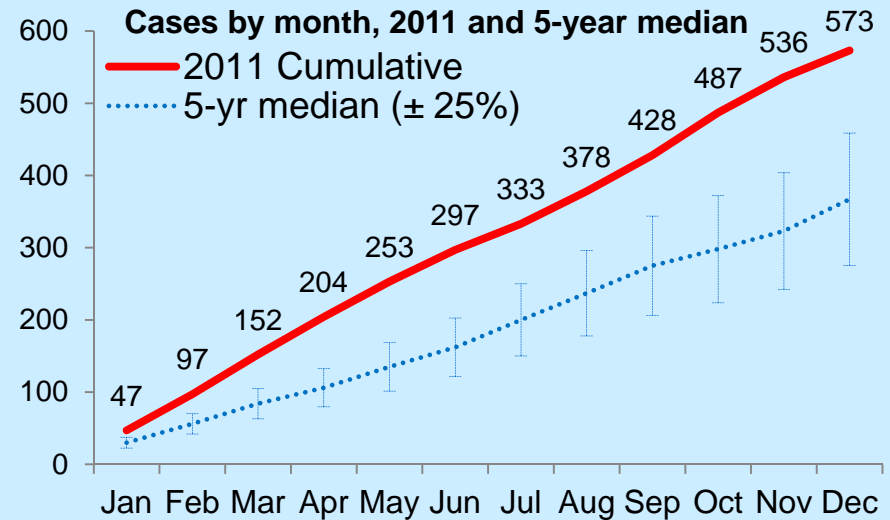
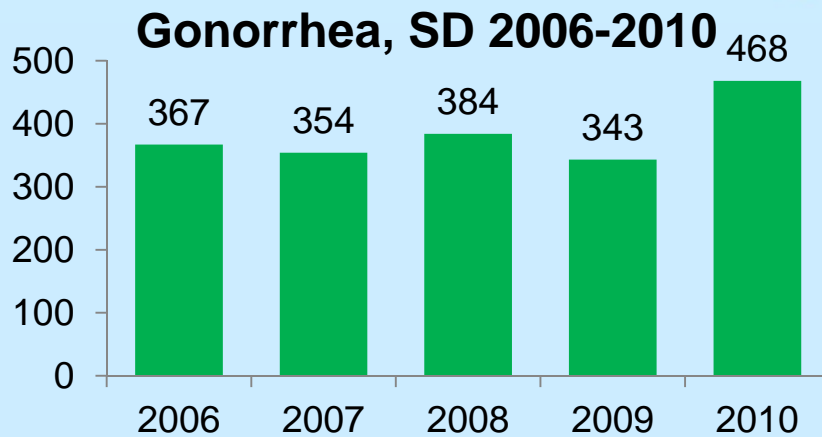
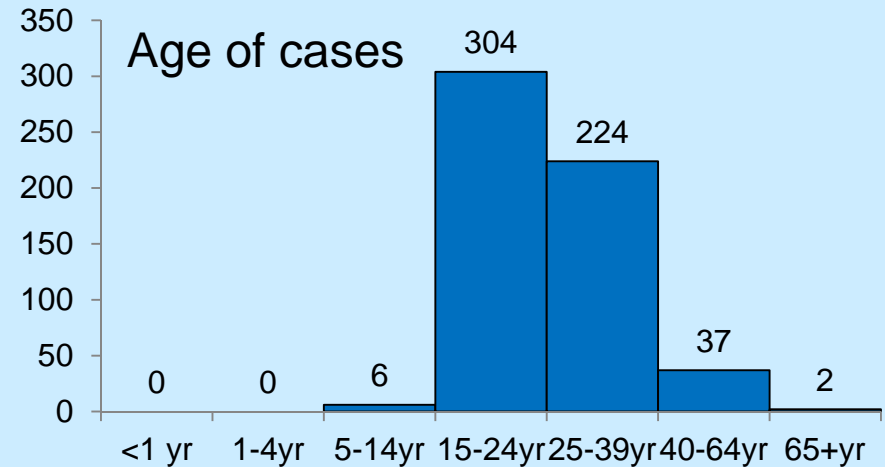
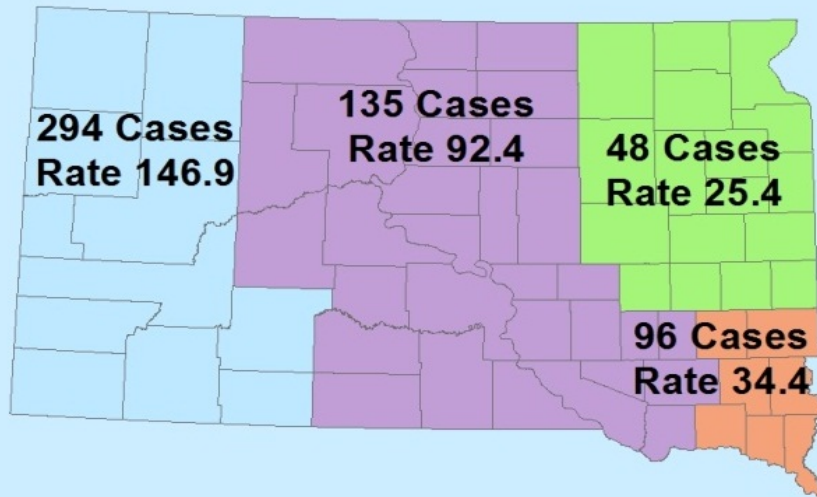
Giardia, SD 2006-2010



1 Jan – 31 Dec 2011, *Provisional data*

Gonorrhea, South Dakota

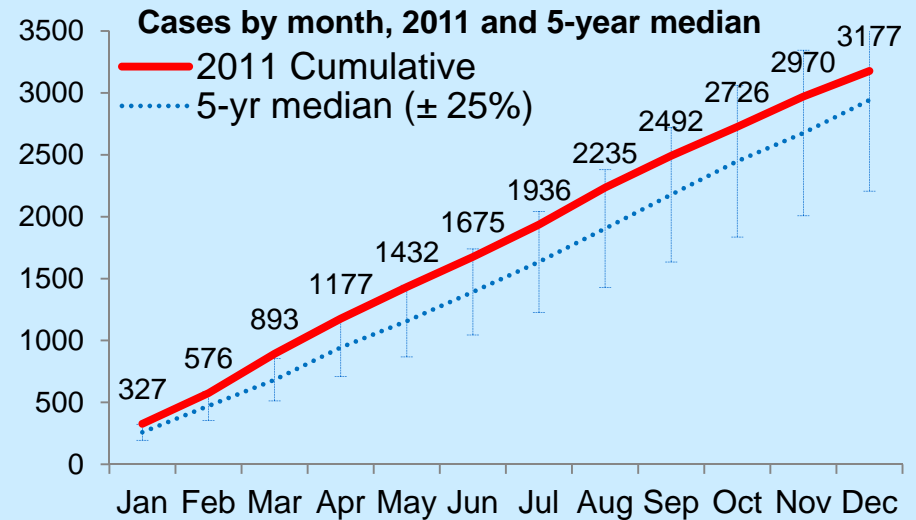
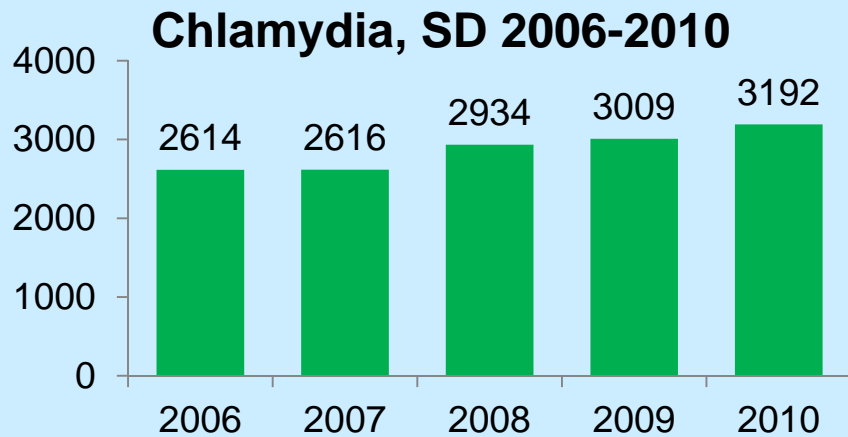
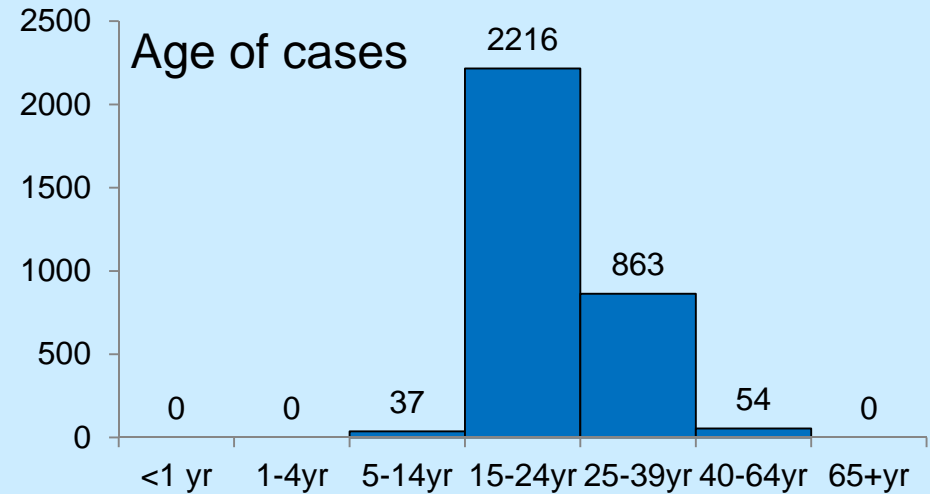
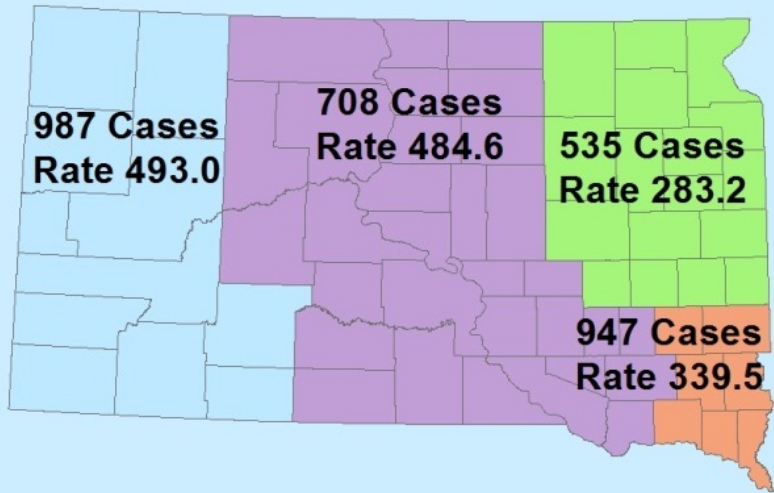
Gonorrhea
South Dakota 573 Cases
(Rate 70.4 per 100,000 population)



1 Jan – 31 Dec 2011, *Provisional data*

Chlamydia, South Dakota

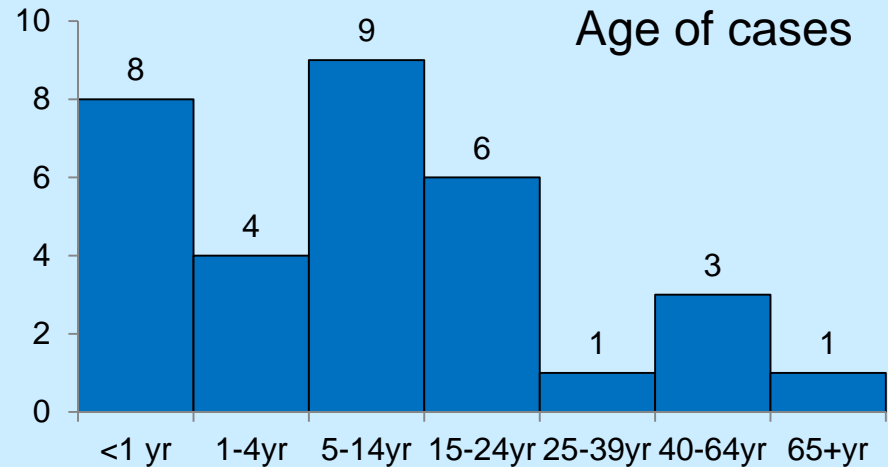
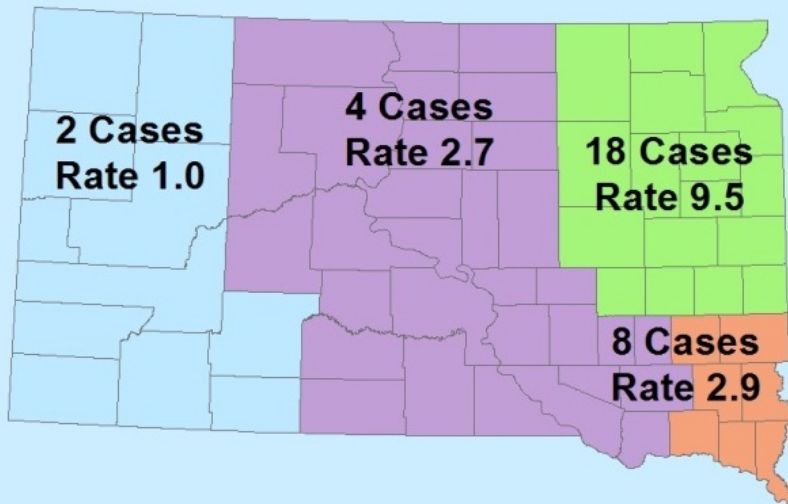
Chlamydia
South Dakota 3,177 Cases
 (Rate 390.2 per 100,000 population)



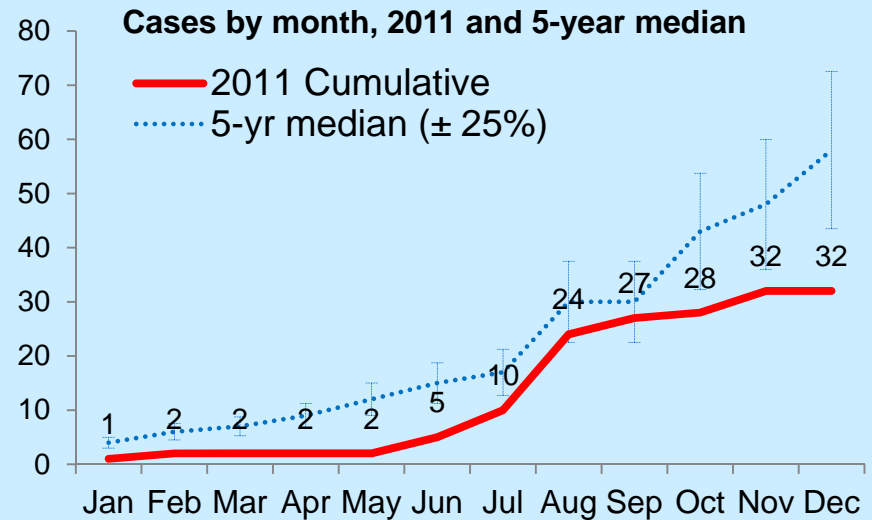
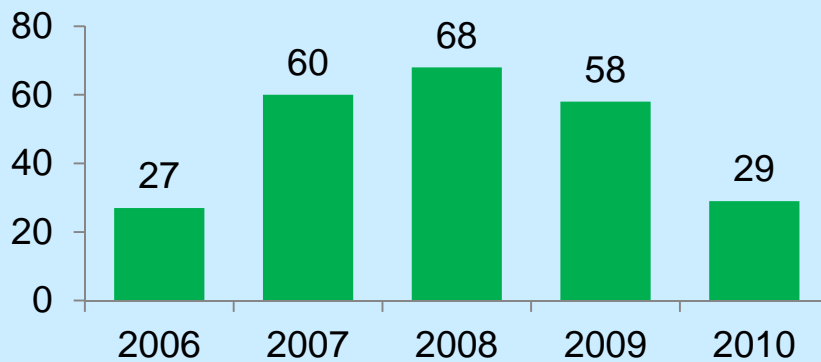
1 Jan – 31 Dec 2011, *Provisional data*

Pertussis, South Dakota

Pertussis
South Dakota 32 Cases
(Rate 3.9 per 100,000 population)



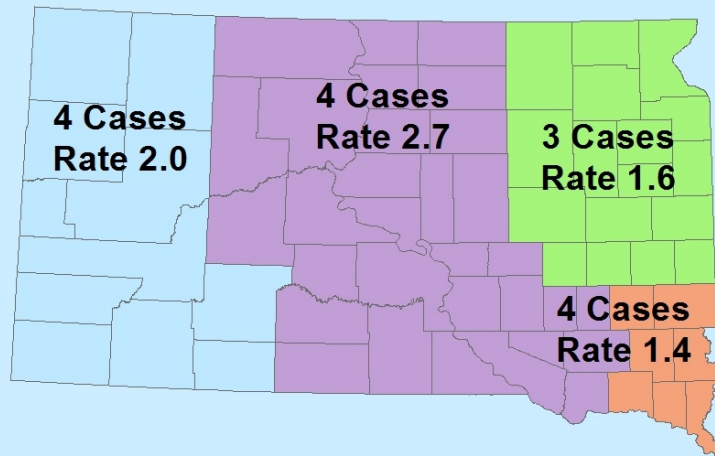
Pertussis, SD 2006-2010



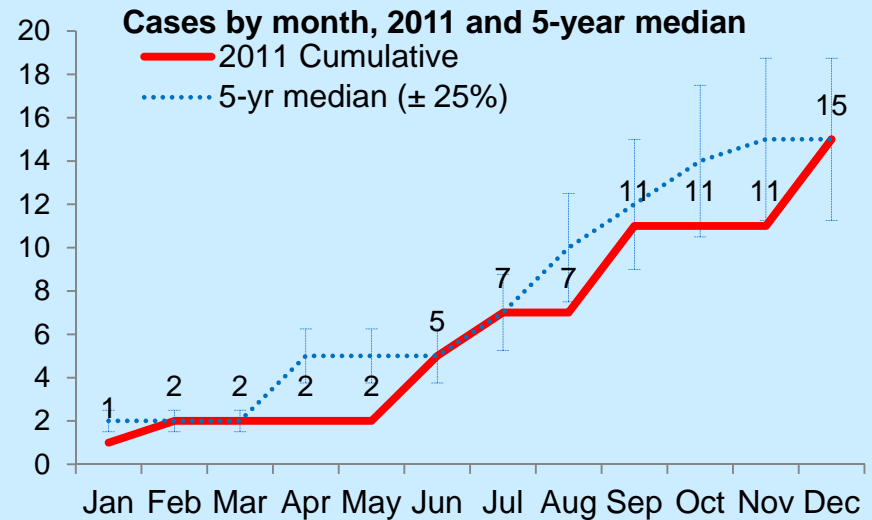
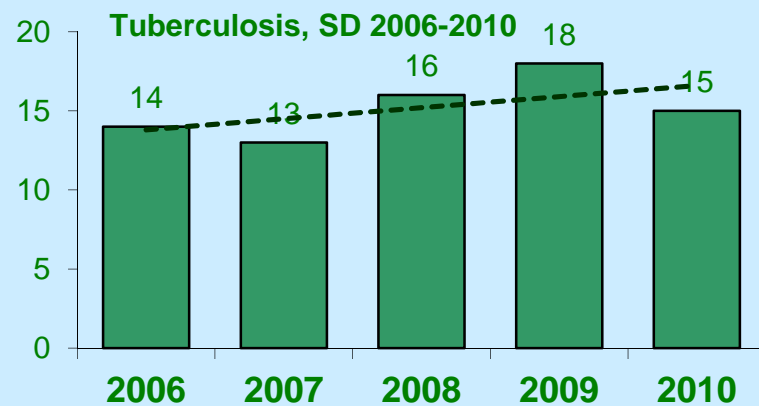
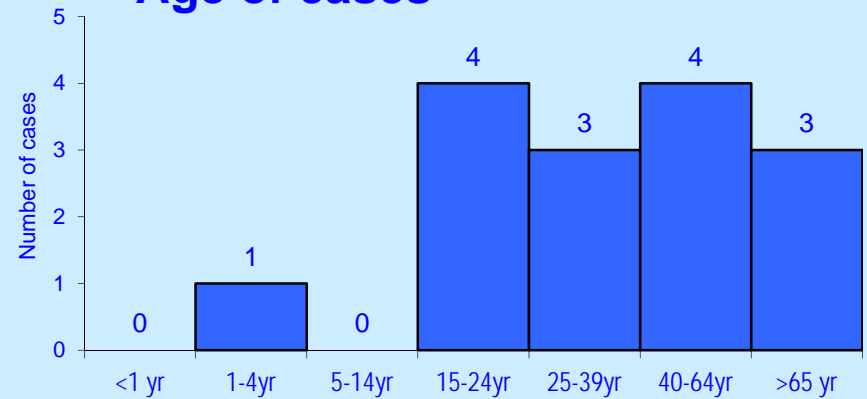
1 Jan – 31 Dec 2011, *Provisional data*

Tuberculosis, South Dakota

Tuberculosis
South Dakota 15 Cases
(Rate 1.8 per 100,000 population)



Age of cases

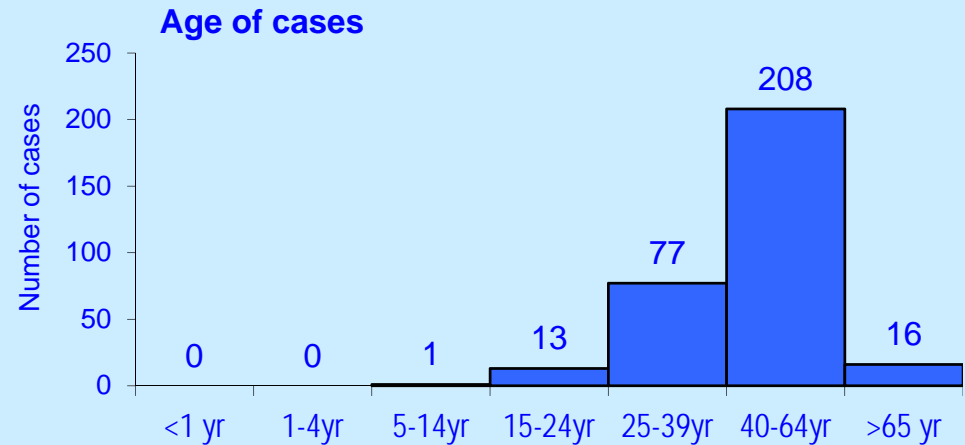
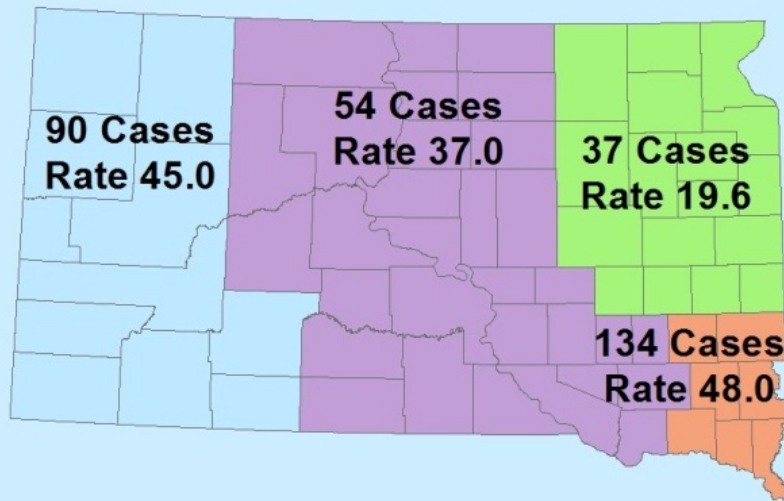


Tuberculosis information: <http://doh.sd.gov/TB/>

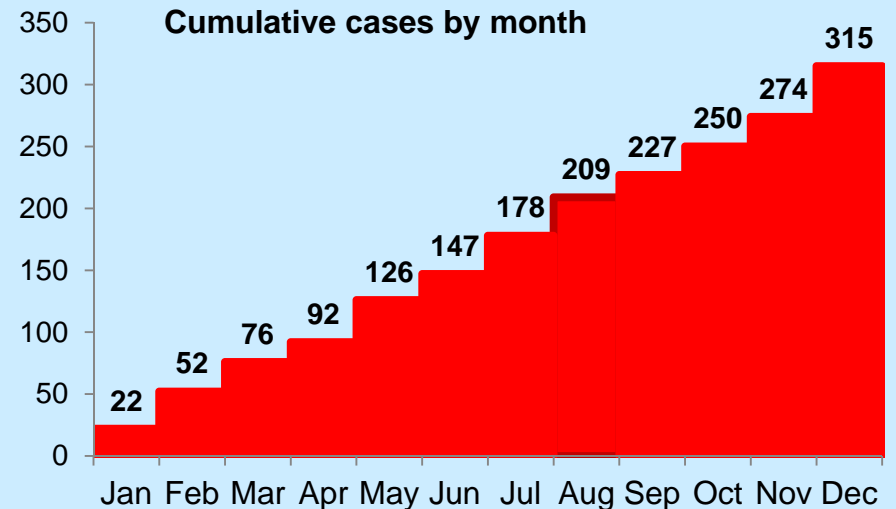
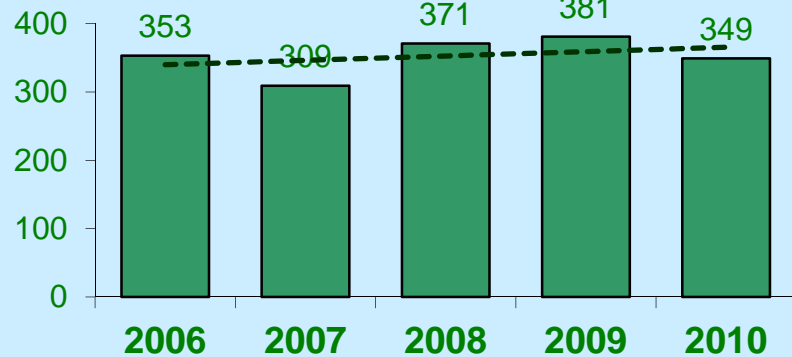
1 Jan – 31 Dec 2011, *Provisional data*

Hepatitis C (chronic), South Dakota

Hepatitis C
South Dakota 315 Cases
(Rate 38.7 per 100,000 population)



Hepatitis C, SD 2006-2010



Hepatitis C fact sheet:

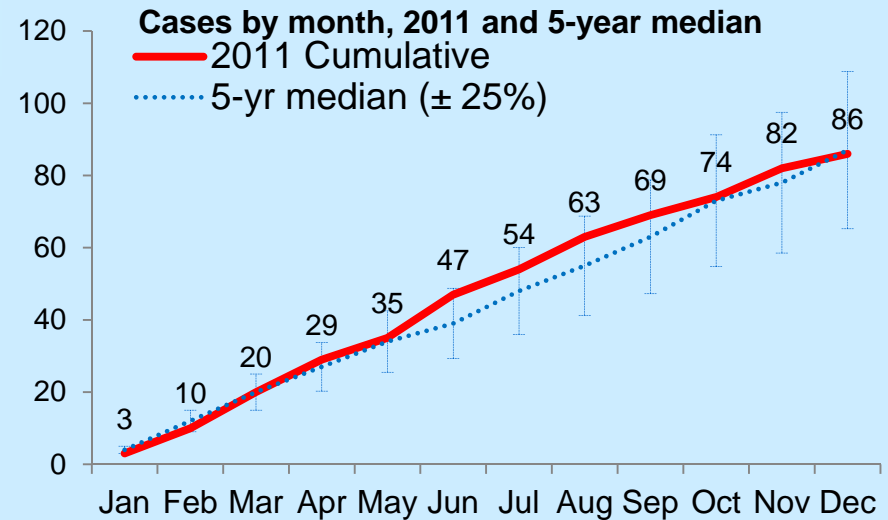
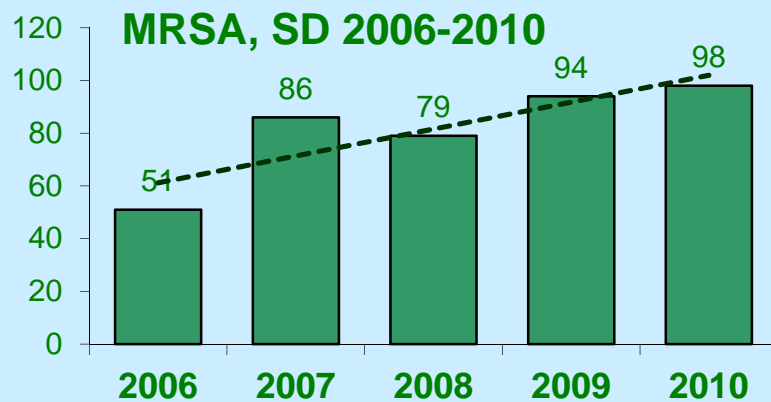
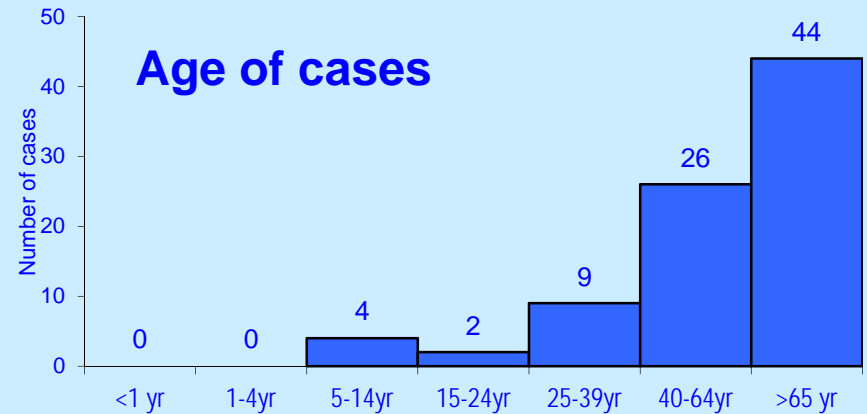
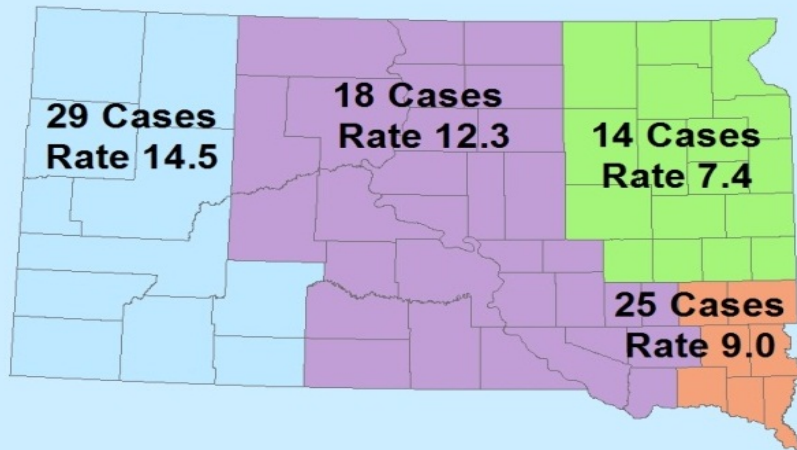
<http://doh.sd.gov/diseasefacts/HepatitisC.aspx>

1 Jan – 31 Dec 2011, *Provisional data*

Invasive MRSA, South Dakota

(Invasive Methicillin-Resistant *Staphylococcus aureus*)

MRSA, Invasive
South Dakota 86 Cases
(Rate 10.6 per 100,000 population)

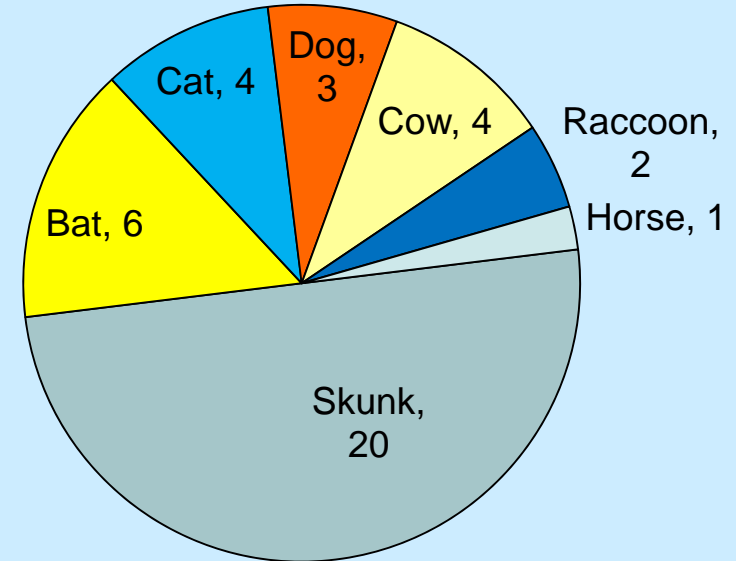


MRSA information: <http://www.cdc.gov/mrsa>

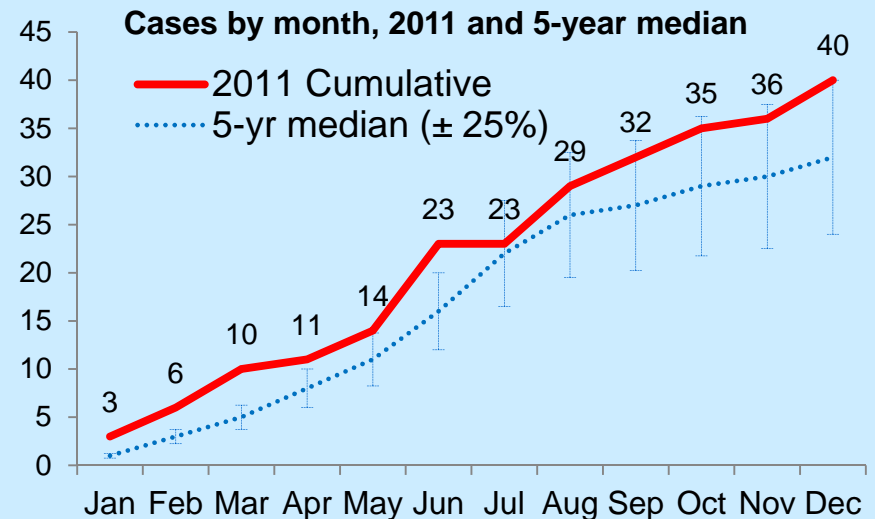
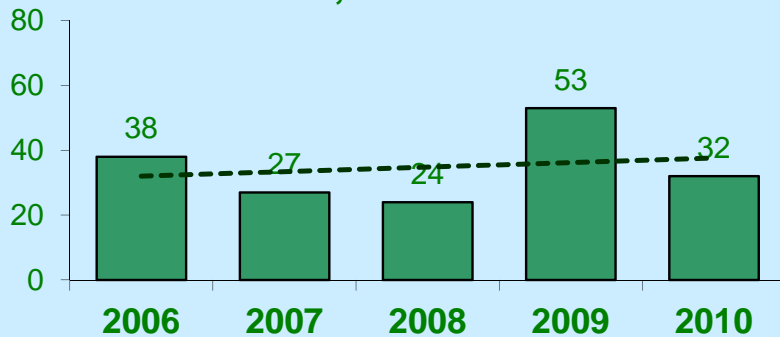
Rabies, South Dakota

County: rabid animals 36

Beadle: raccoon 1	Brookings: raccoon 1
Butte: cat 1, bat 1	Clay: skunk 1
Charles Mix: cat 2	Codington: skunk 1
Faulk: dog 1	Grant: skunk 3
Gregory: skunk 1	Hamlin: bat 1
Harding: skunk 1, bat 1	Hughes: skunk 1
Lawrence: skunk 1	Lincoln: dog 1
Lyman: dog 1, skunk 1	Marshall: cow 1
McCook: skunk 1	Mellette: skunk 1, cow 1
Minnehaha: bat 3, skunk 1, cow 1	Miner: skunk 1
Pennington: cow 1	Sanborn: cat 1
Turner: skunk 1	Tripp: skunk 5, horse 1



Rabies, SD 2006-2010



Healthcare Associated Infections, South Dakota

- 12 of 17 SD facilities participating in the National Healthcare Safety Network (NHSN) report to the Dept of Health.
- 3 target areas:
 - *Clostridium difficile* infections;
 - Bloodstream MRSA (methicillin-resistant *Staphylococcus aureus*);
 - Central line associated bloodstream infections (CLABSI).
- Reports 1 Jan – 31 December 2011.
 - *C. difficile*: 4 cases reported from 3 facilities.
 - MRSA (bloodstream): no cases reported.
 - CLABSI: 11 cases reported from 5 hospitals.

1 Jan – 31 Dec 2011, *Provisional data*

Other diseases, South Dakota, Year-to-date 2011

Disease	Total cases YTD	5-yr median (2006-2010)	Central Region cases	Northeast Region cases	Southeast Region cases	West Region cases
Chicken pox	58	62	5	9	14	30
Erlichiosis/Anaplasmosis	3	0	0	1	1	1
Haemophilus influenza b	1	0	0	1	0	0
Hantavirus pulmo syndrome	1	0	1	0	0	0
Hepatitis A	2	3	0	0	1	1
Hepatitis B, chronic	44	-	2	15	21	6
Legionnaires'	2	4	1	0	0	1
Listeriosis	1	2	0	0	1	0
Lyme disease	4	1	0	2	1	1
Malaria	2	1	0	1	1	0
Meningococcal, invasive	3	3	0	0	1	2
Q Fever	2	2	0	2	0	0
Rocky Mt Spotted Fever	1	2	1	0	0	0
Shigella	6	76	2	1	3	0
Strep pneumo, invasive	41	-	10	6	18	7
Syphilis, early	0	4	0	0	0	0
Tularemia	8	7	0	0	4	4
West Nile virus disease	2	39	0	0	2	0

Diseases Reported, South Dakota 2000 - 2010

	2000	2001	2002	2003	2004	2005	2006	2007	2008	2009	2010
Campylobacteriosis	143	162	196	190	273	241	216	232	264	298	297
Chlamydia	1835	1821	2215	2606	2534	2701	2614	2616	2934	3009	3192
Cryptosporidiosis	15	8	42	53	41	30	86	169	88	138	107
E. coli, shiga toxin-producing	69	50	43	33	35	33	50	47	53	71	35
Giardiasis	108	102	84	89	87	115	97	103	139	112	103
Gonorrhea	277	289	263	226	304	351	363	254	384	343	468
Hantavirus pulmonary syndrome	1	0	1	0	1	2	2	1	0	0	0
Hepatitis A	3	4	2	0	4	1	9	7	3	3	1
Hepatitis C, chronic	NR	NR	NR	NR	--	208	353	309	371	381	349
HIV and AIDS	20	22	19	25	19	33	34	25	34	21	35
Legionellosis	2	3	4	3	4	21	5	4	3	2	9
Meningococcal disease	6	6	1	2	3	4	4	3	3	5	0
Methicillin-rest Staph aureus, invasive	NR	NR	NR	NR	36	47	51	86	79	94	98
Mumps	0	0	0	0	0	0	295	6	1	2	2
Pertussis (whooping cough)	12	4	8	7	187	165	27	60	68	58	29
Q fever	NR	0	1	0	0	2	2	1	1	9	4
Rabies, animal	96	58	96	132	94	68	38	27	24	53	32
Salmonellosis	104	149	120	133	153	162	132	174	154	197	186
Shigellosis	10	744	127	18	12	133	388	118	76	4	7
Syphilis (primary, secondary, early latent)	0	1	0	5	0	2	19	11	4	2	4
Tuberculosis	16	13	13	20	11	16	14	13	16	18	15
Tularemia	13	7	3	5	4	8	4	7	10	5	11
West Nile neuroinvasive disease	0	0	14	170	6	35	38	48	11	6	4
West Nile fever	0	0	23	869	45	194	74	160	28	15	16

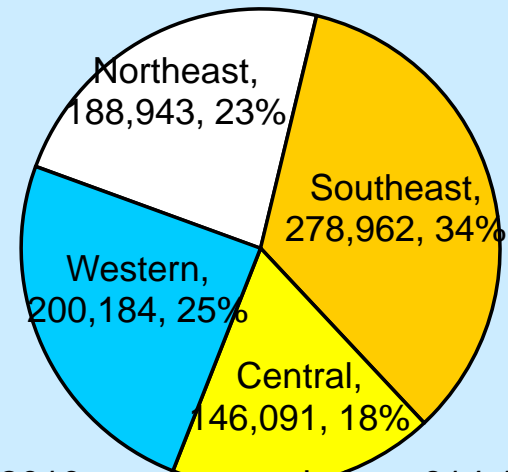

Reportable Diseases List <http://doh.sd.gov/Disease/Report.aspx>
Monthly surveillance reports <http://doh.sd.gov/ID/site.aspx>

To report infectious diseases

- Secure website: www.state.sd.us/doh/diseasereport
- Telephone: **1-800-592-1804** confidential recorder; or **1-800-592-1861** or **605-773-3737** for a disease surveillance person during normal business hours; after hours to report Category I diseases or other emergencies, call **605-280-4810**.
- Fax: **605-773-5509**
- Mail or courier, address to: Infectious Disease Surveillance, Office of Disease Prevention, Department of Health, 615 East 4th Street, Pierre, SD 57501; marked "*Confidential Disease Report*"

Case definitions: www.cdc.gov/osels/ph_surveillance/nndss/phs/infdis.htm

Population of Regions



South Dakota 2010 census population: 814,180