



Monthly health and disease summary

October 2011

South Dakota Department of Health

<http://doh.sd.gov>

Photo: Capitol sunset in Pierre by C. Coppess at www.dakotagraph.com

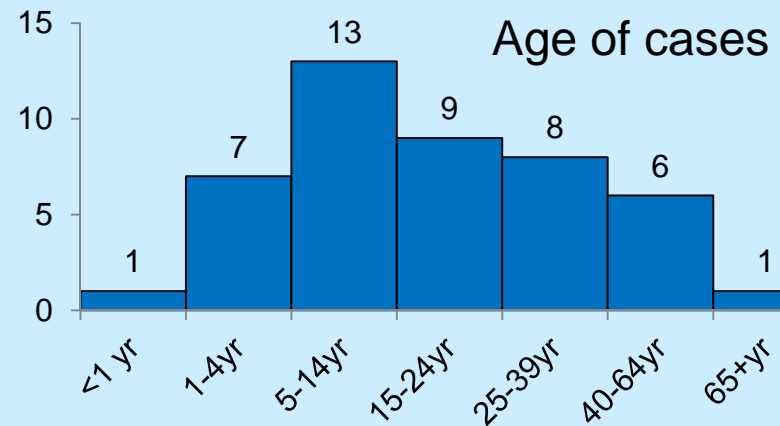
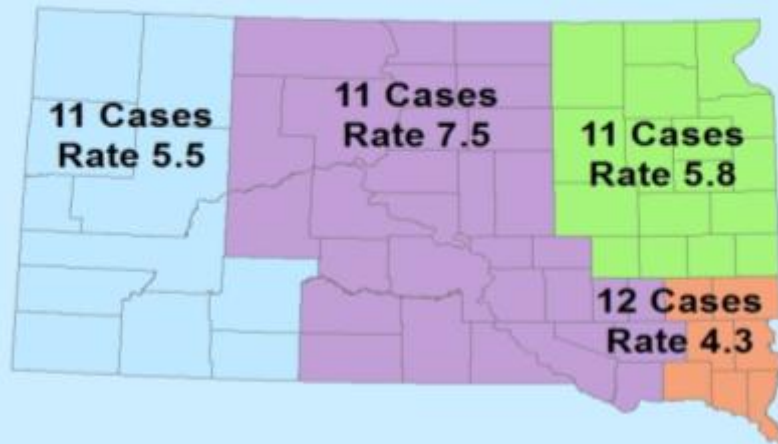


South Dakota infectious disease summary 2011

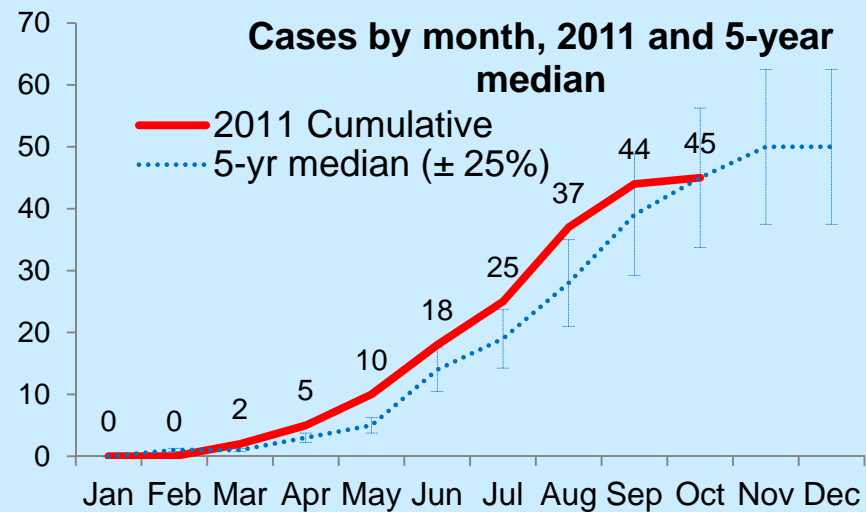
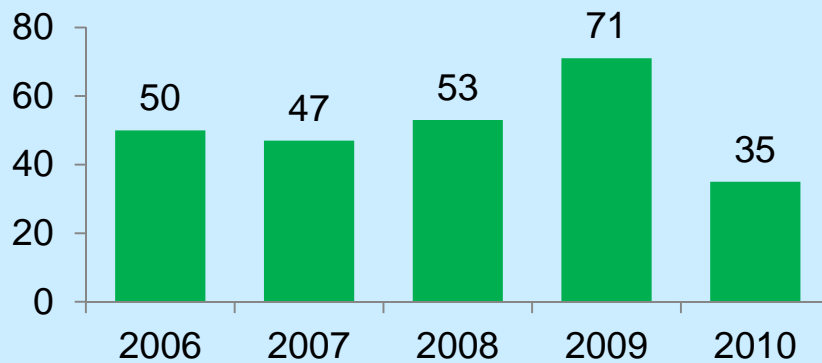
Diseases/Agent	Cases year-to-date	Rate (cases per 100,000 population)	5-yr median cases (2006-2010)	Percent change
Campylobacter	272	33.4	239	+14%
Chlamydia	2625	322.4	2448	+7%
Cryptosporidiosis	131	16.1	102	+28%
<i>E. coli</i>, shiga toxin-producing	45	5.5	45	0%
Giardiasis	86	10.6	87	-1%
Gonorrhea	432	53.1	298	+45%
HIV AIDS	12	1.5	22	-45%
MRSA, invasive	74	9.1	73	+1%
Pertussis	26	3.2	43	-40%
Rabies, animal	35	4.3	29	+21%
Salmonella	137	16.8	134	+2%
Tuberculosis	11	1.4	14	-21%
West Nile	2	0.2	39	-95%

E. coli, shiga toxin-producing, South Dakota

**E. Coli, Shiga Toxin-Producing
South Dakota 45 Cases
(Rate 5.5 per 100,000 population)**

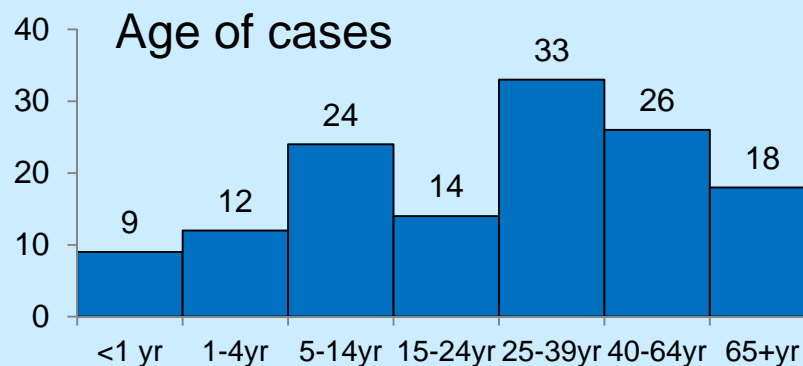
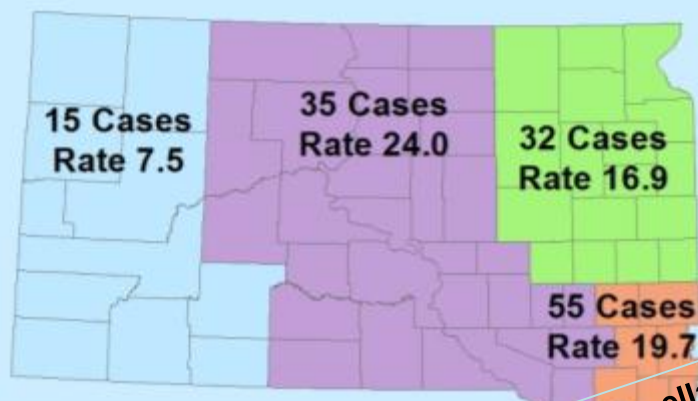


ST *E. coli*, SD 2006-2010



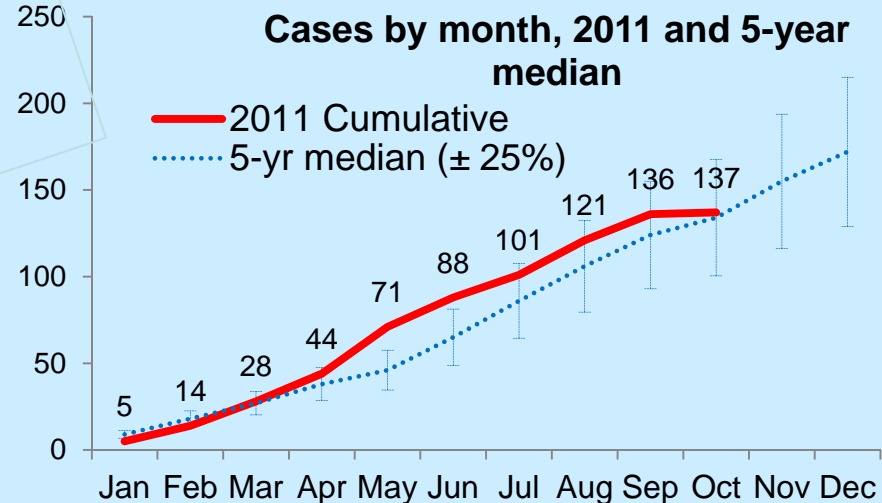
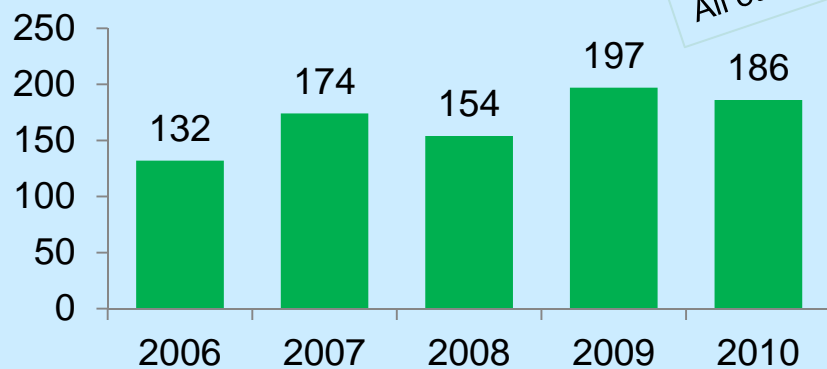
Salmonellosis, South Dakota

Salmonellosis
South Dakota 137 Cases
 (Rate 16.8 per 100,000 population)



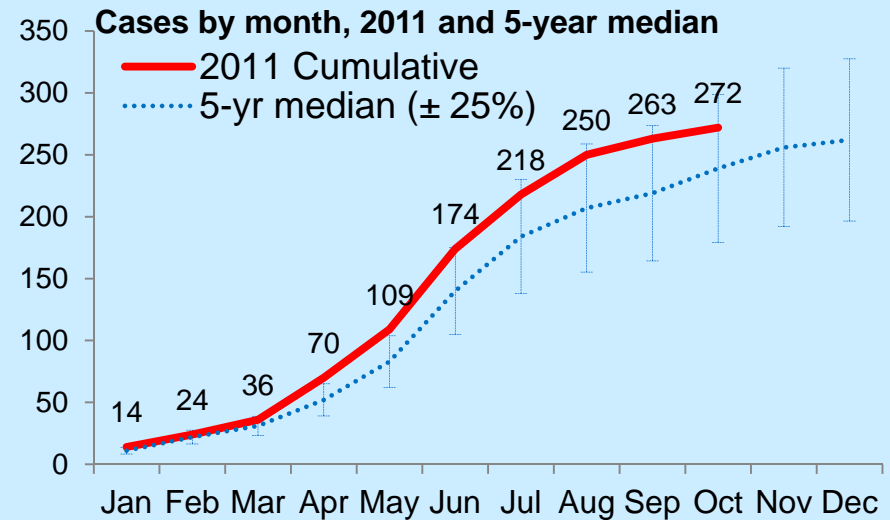
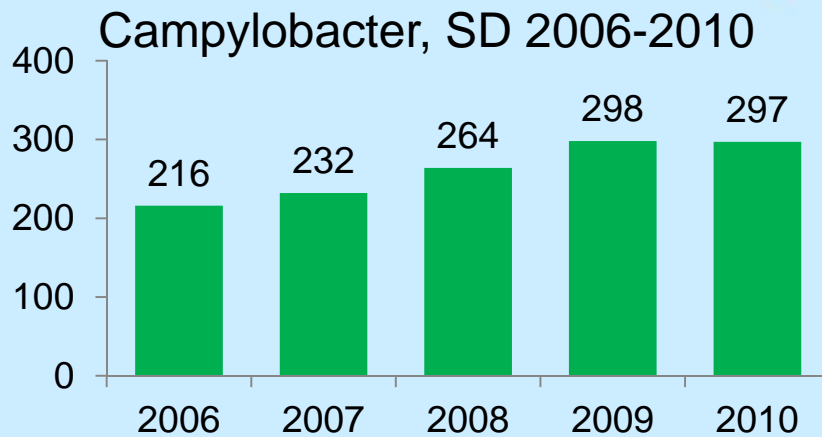
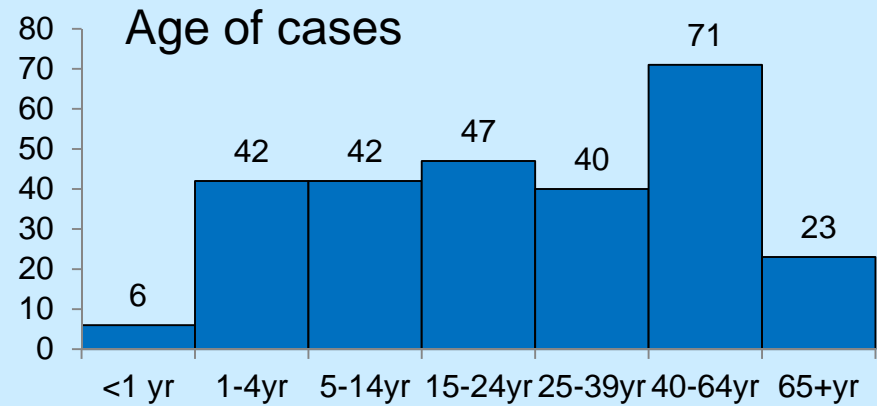
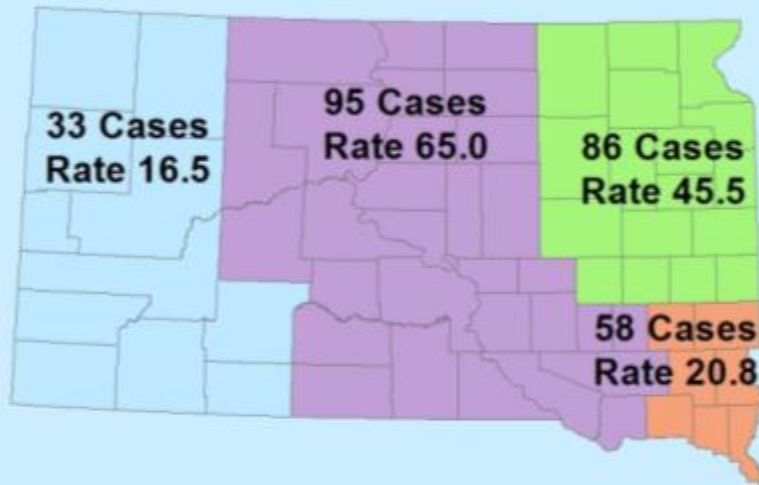
Salmonella serotypes
 S. Enteritidis 25
 S. Heidelberg 4
 S. Newport 9
 S. SaintPaul 4
 S. Typhimurium 55
 All others 40

Salmonella, SD 2006-2010



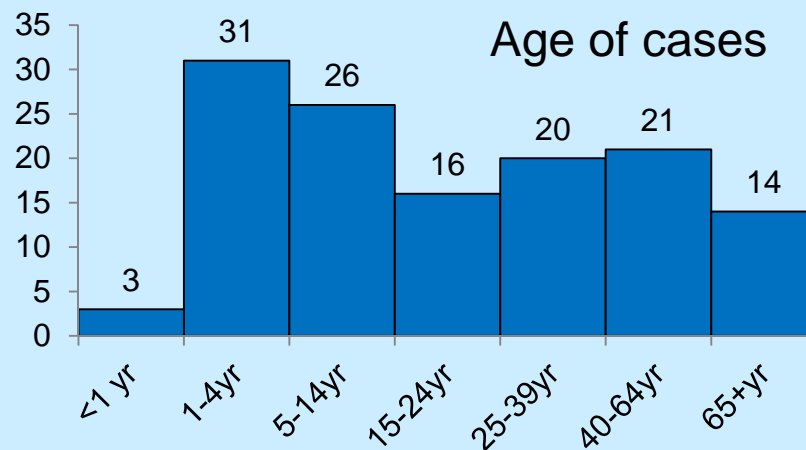
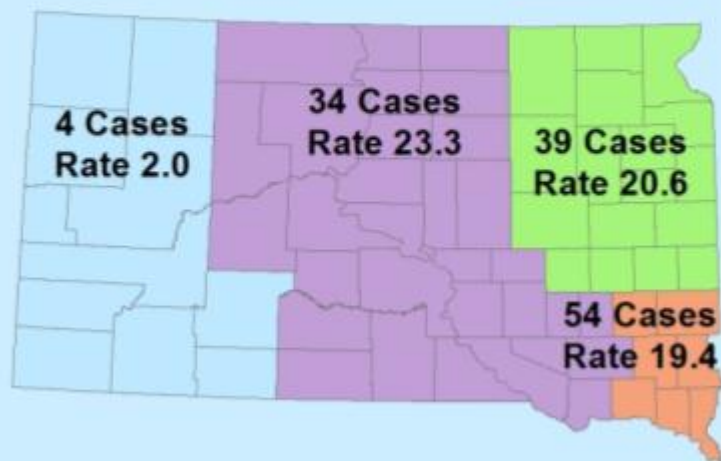
Campylobacteriosis, South Dakota

Campylobacteriosis
South Dakota 272 Cases
(Rate 33.4 per 100,000 population)

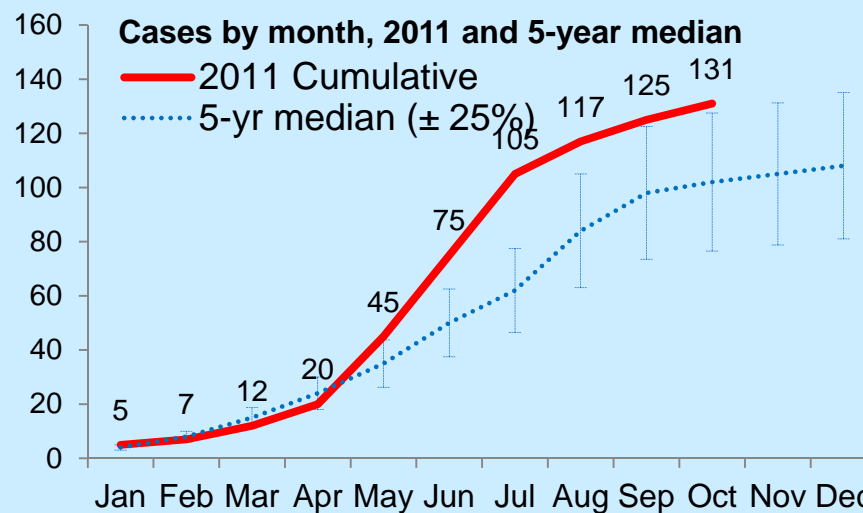
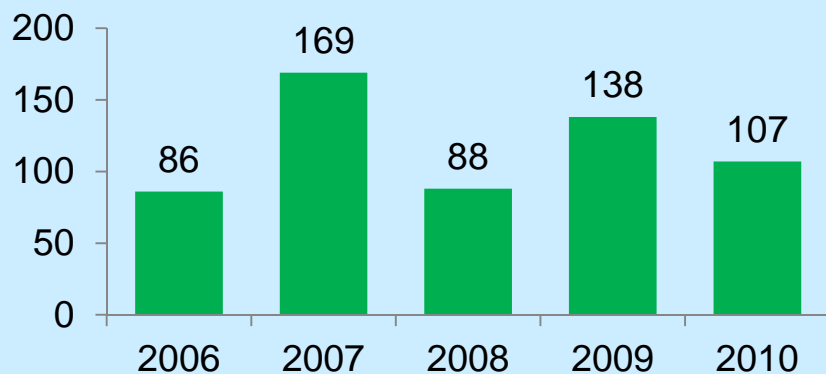


Cryptosporidiosis, South Dakota

Cryptosporidiosis
South Dakota 131 Cases
(Rate 16.1 per 100,000 population)

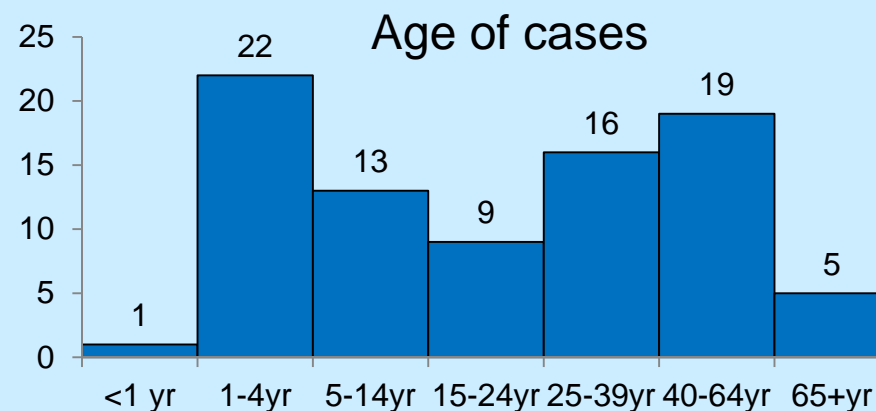
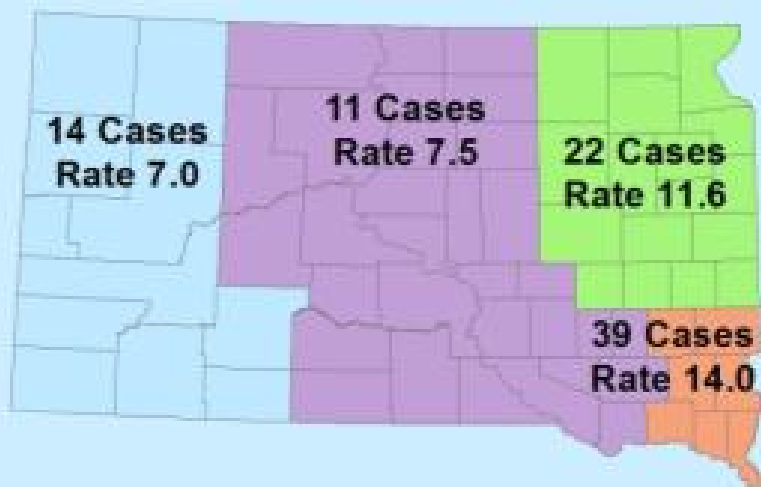


Cryptosporidium, SD 2006-2010

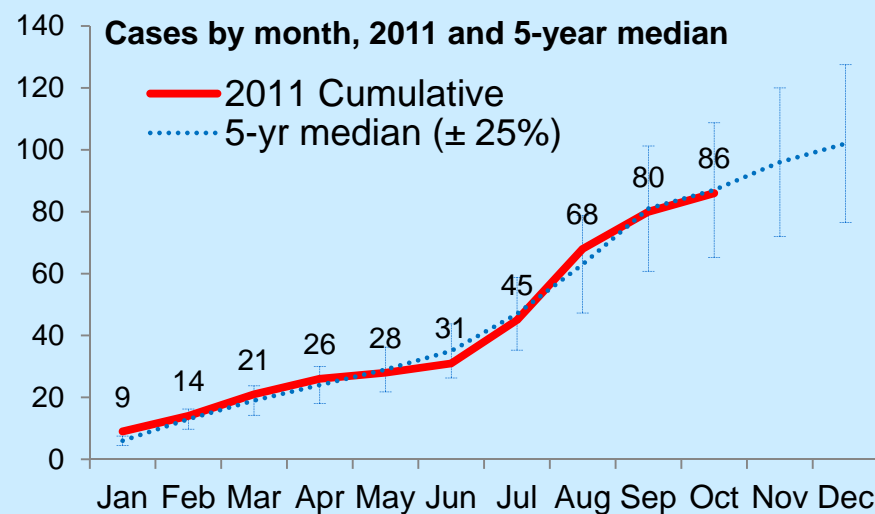
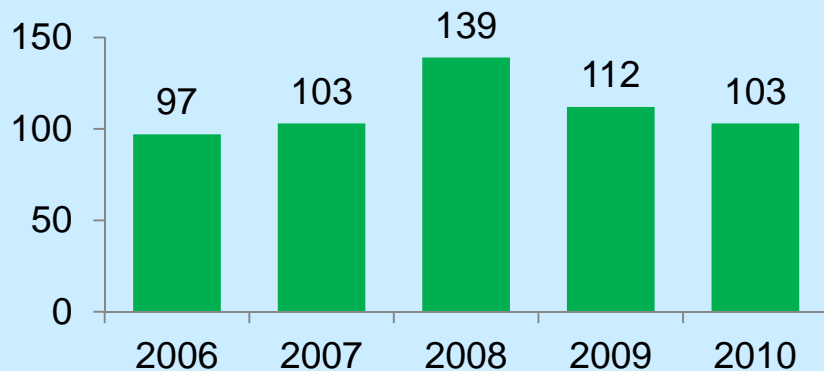


Giardiasis, South Dakota

Giardiasis
South Dakota 86 Cases
 (Rate 10.6 per 100,000 population)



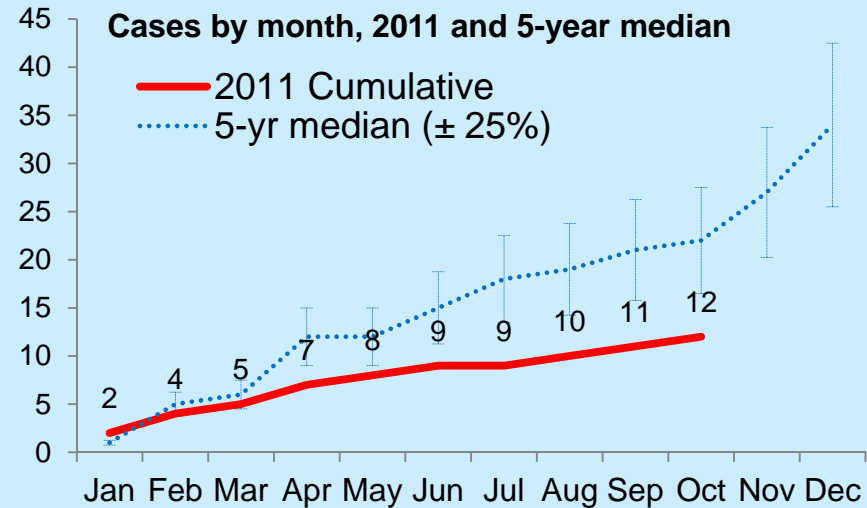
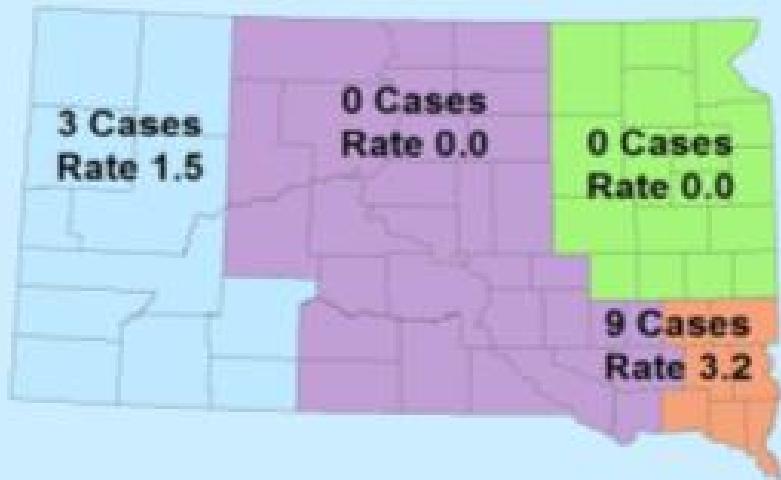
Giardia, SD 2006-2010



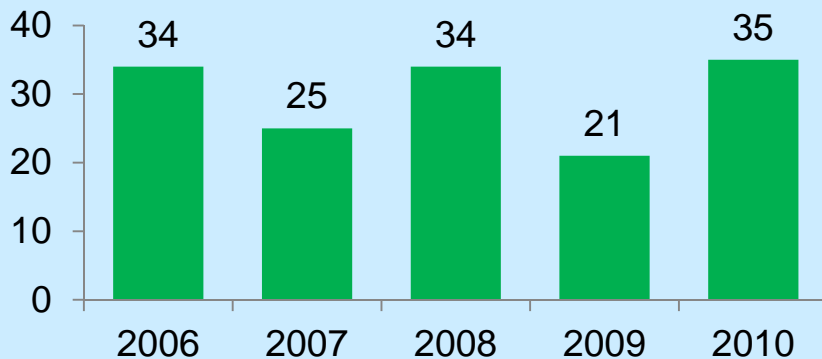
1 Jan – 31 Oct 2011, Provisional data

HIV/AIDS, South Dakota

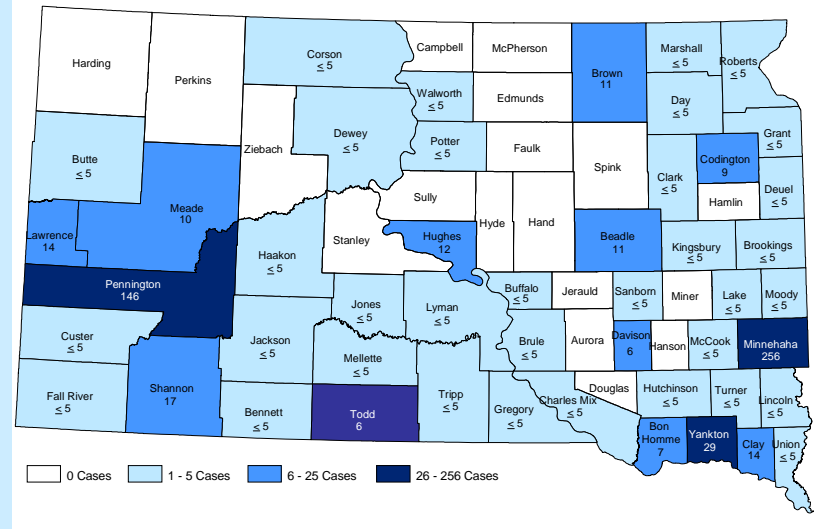
HIV/AIDS
South Dakota 12 Cases
(Rate 1.5 per 100,000 population)



HIV / AIDS, SD 2006-2010



South Dakota Residents Reported Infected with HIV/AIDS:
 Cumulative Cases by County, 1985 - 2010



HIV/AIDS: <http://doh.sd.gov/HIV>

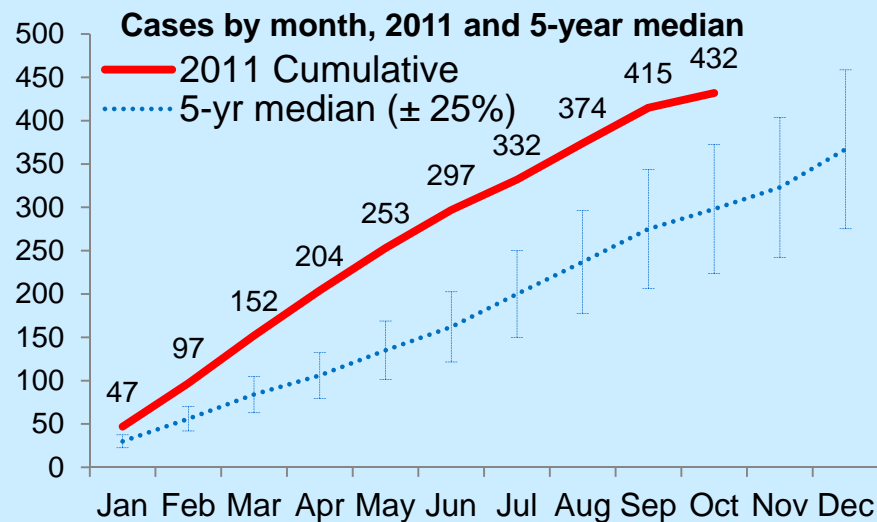
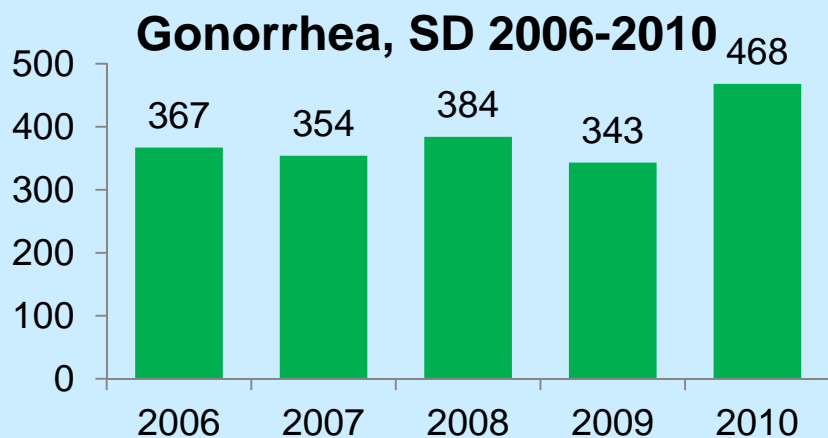
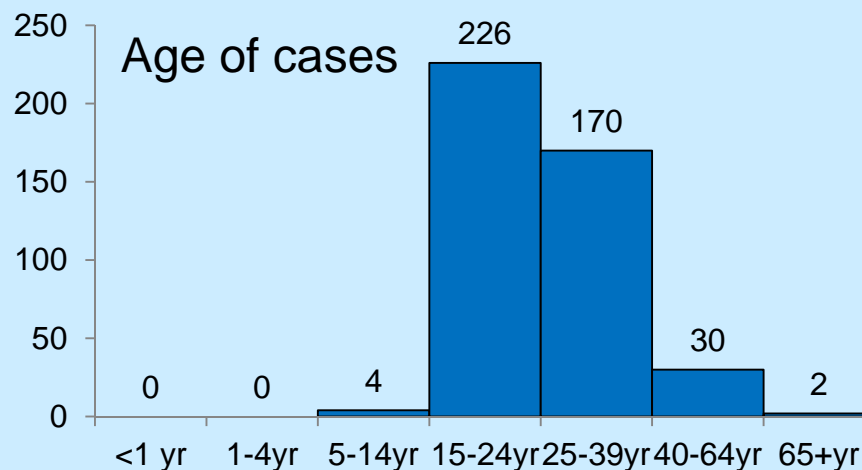
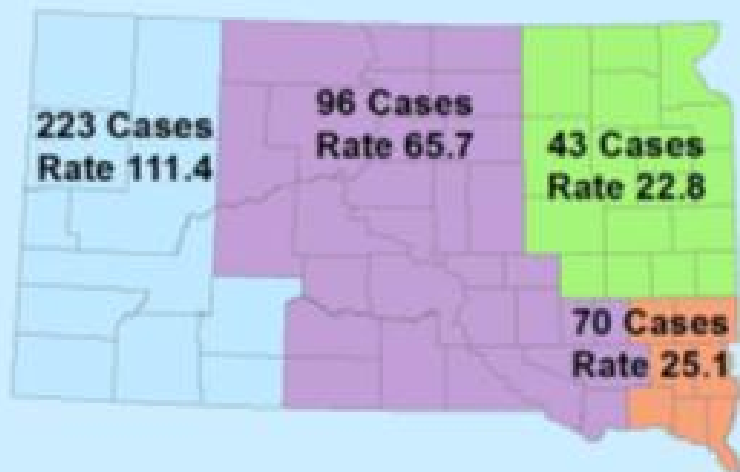
Disease Fact Sheets at <http://doh.sd.gov/DiseaseFacts/default.aspx>

• 644 HIV/AIDS cumulative total diagnosis in SD

• 400 HIV/AIDS persons living in South Dakota

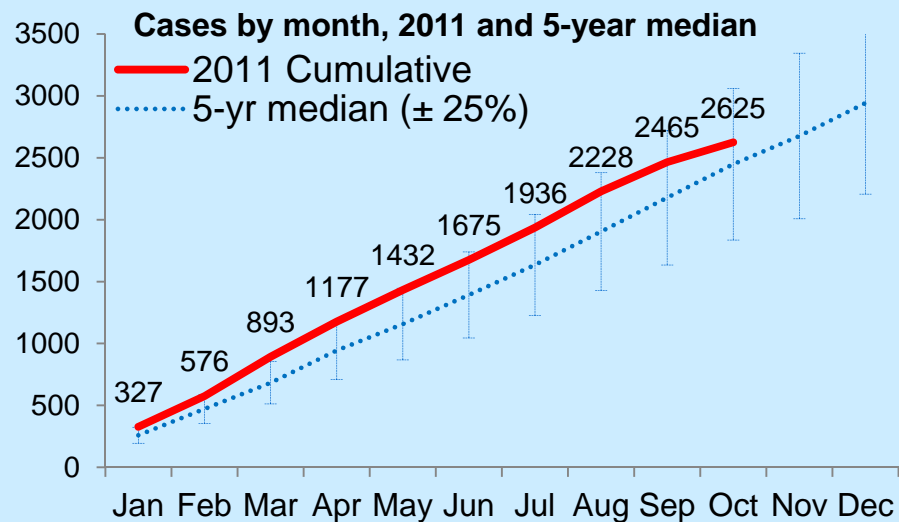
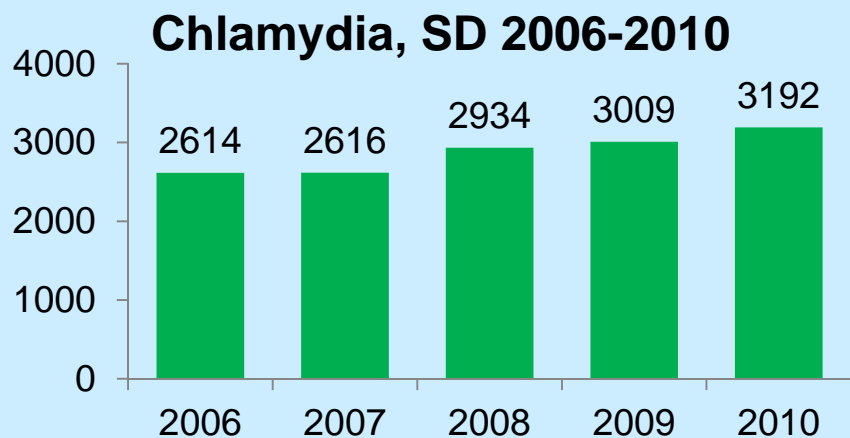
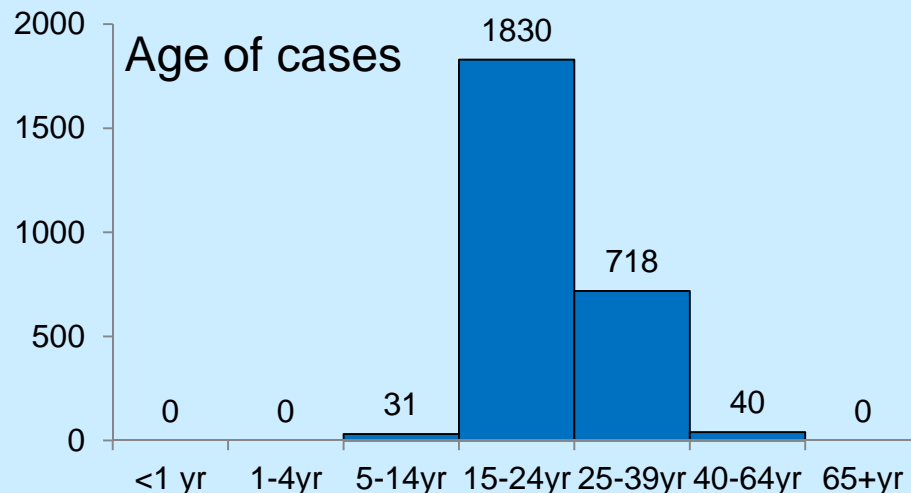
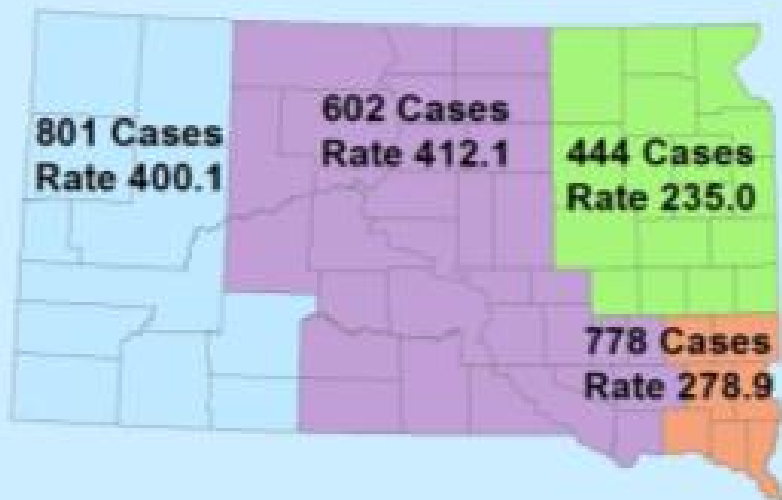
Gonorrhea, South Dakota

Gonorrhea
South Dakota 432 Cases
(Rate 53.1 per 100,000 population)



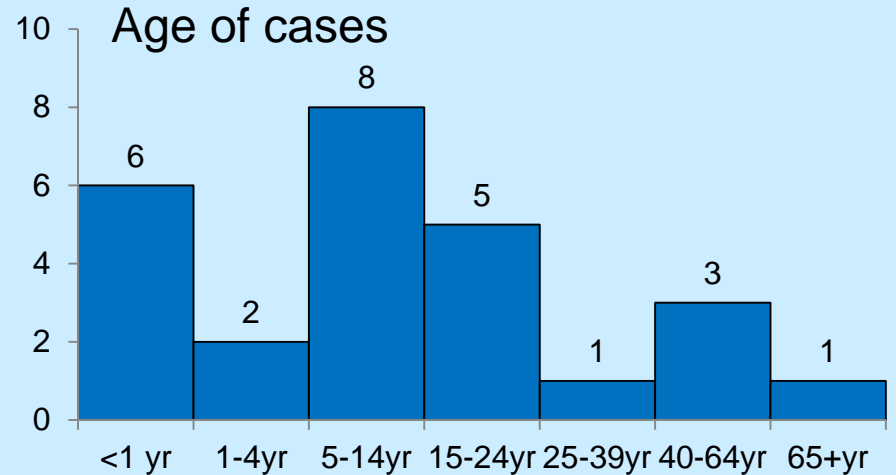
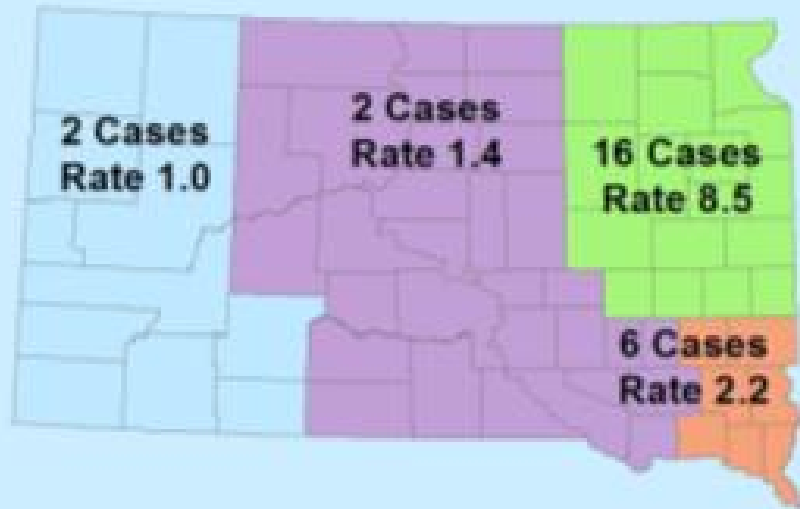
Chlamydia, South Dakota

Chlamydia
South Dakota 2,625 Cases
 (Rate 322.4 per 100,000 population)

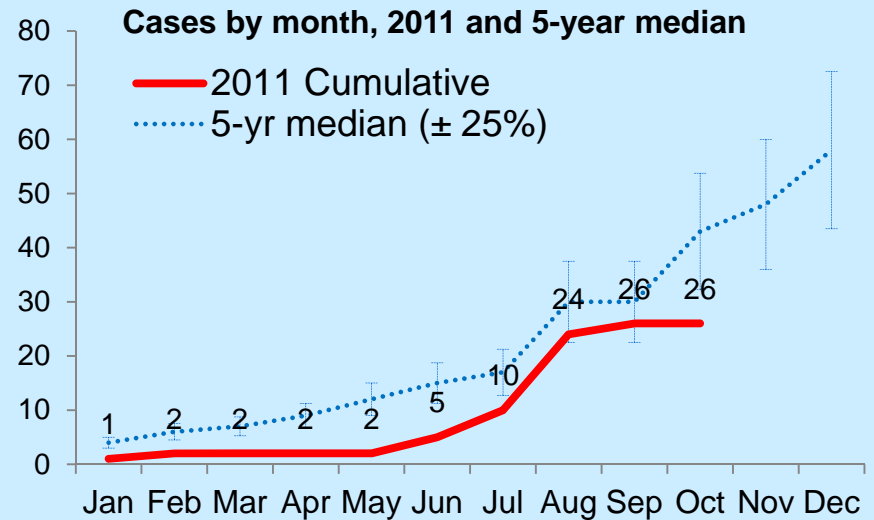
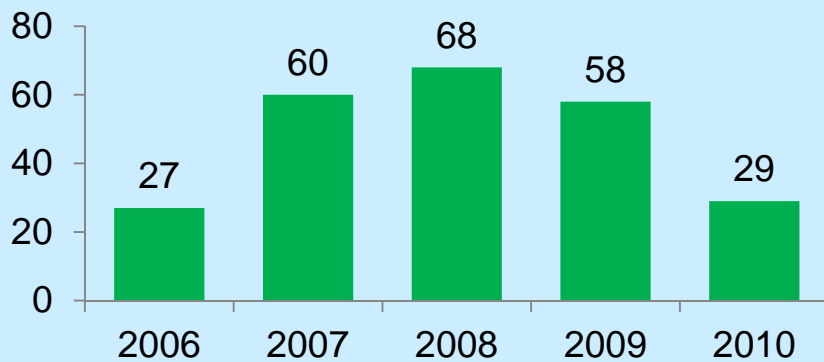


Pertussis, South Dakota

Pertussis
South Dakota 26 Cases
(Rate 3.2 per 100,000 population)



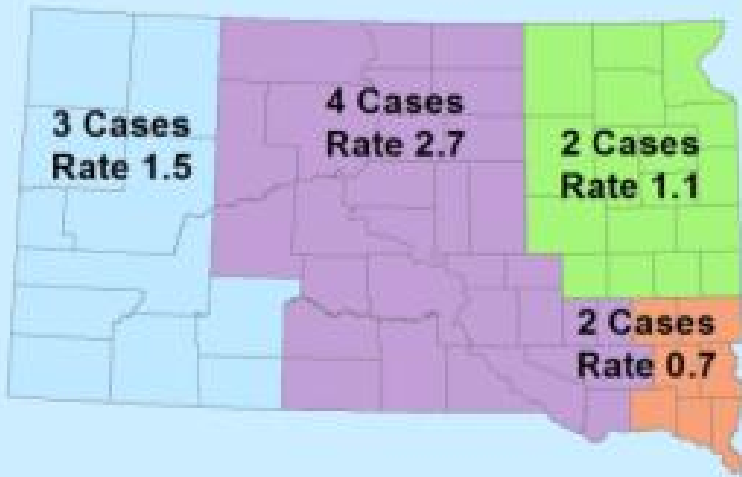
Pertussis, SD 2006-2010



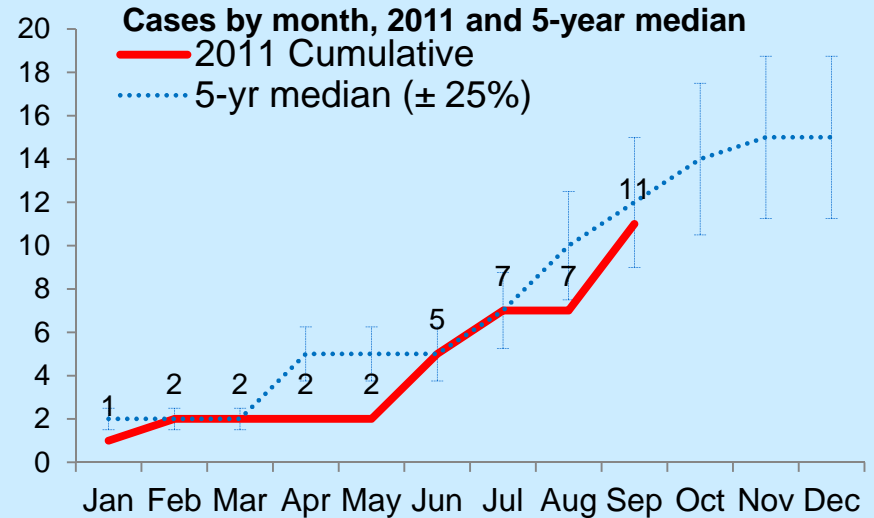
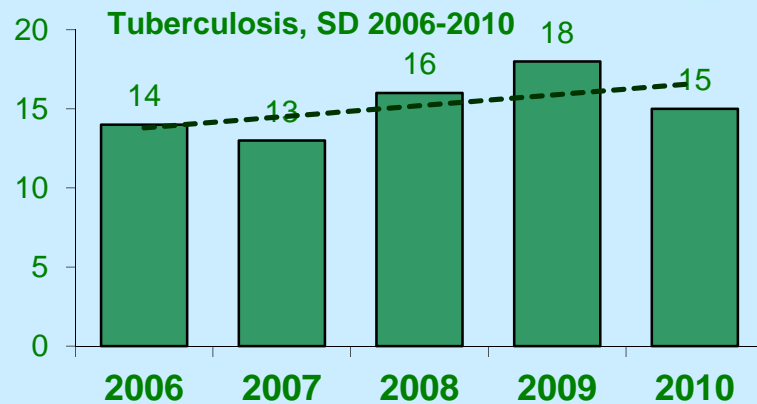
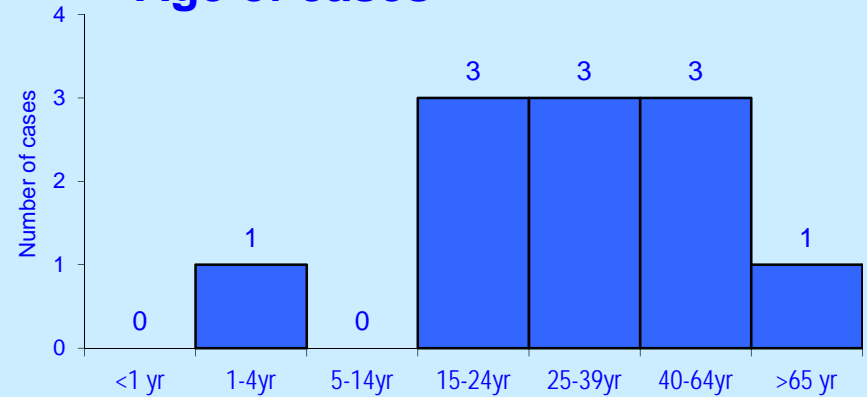
1 Jan – 31 Oct 2011, *Provisional data*

Tuberculosis, South Dakota

Tuberculosis
South Dakota 11 Cases
(Rate 1.4 per 100,000 population)



Age of cases

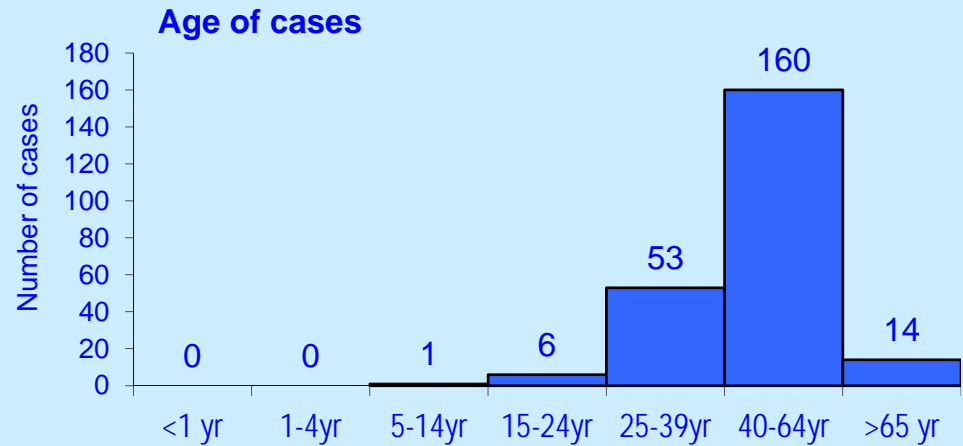
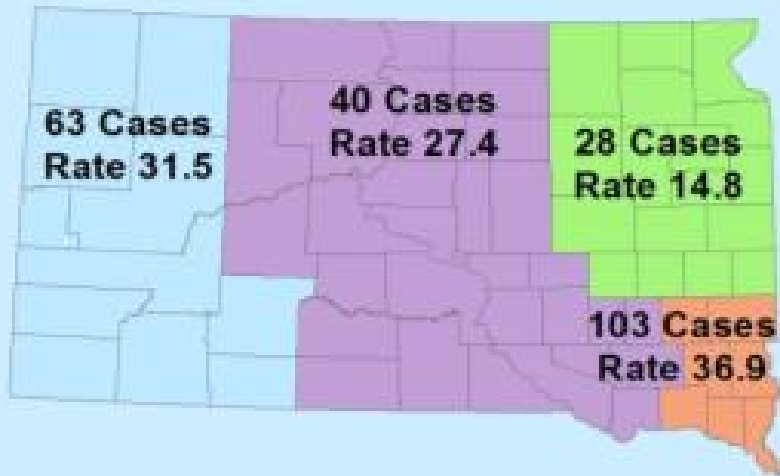


Tuberculosis information: <http://doh.sd.gov/TB/>

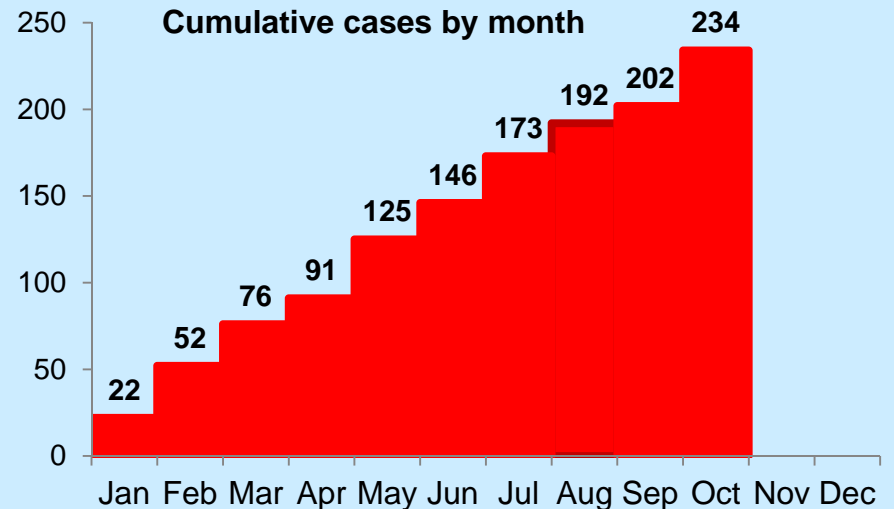
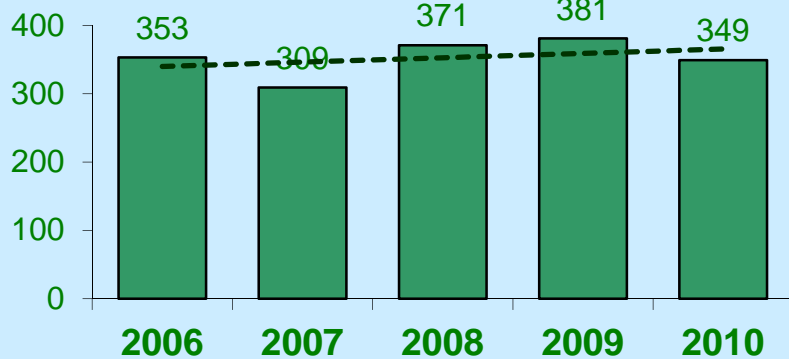
1 Jan – 31 Oct 2011, Provisional data

Hepatitis C (chronic), South Dakota

Hepatitis C
South Dakota 234 Cases
 (Rate 28.7 per 100,000 population)



Hepatitis C, SD 2006-2010



Hepatitis C fact sheet:

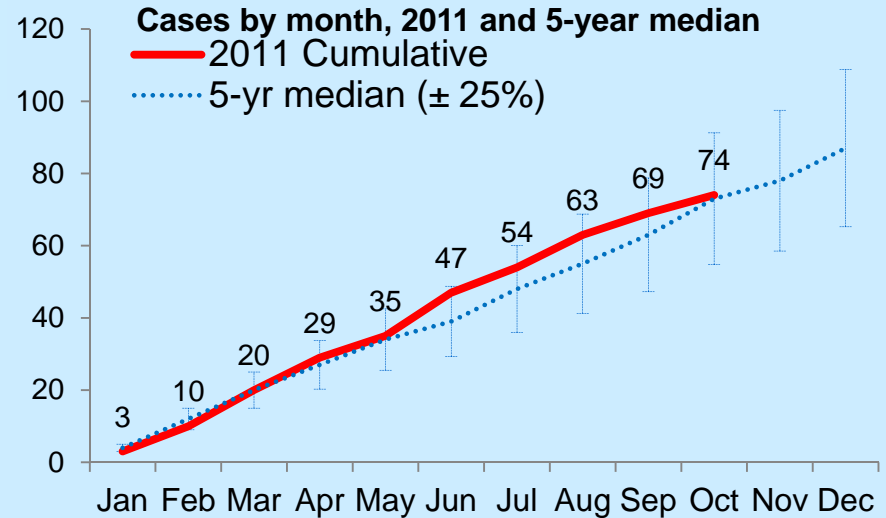
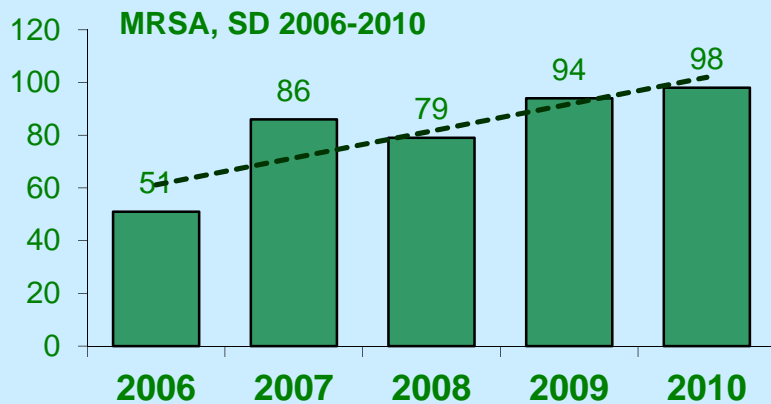
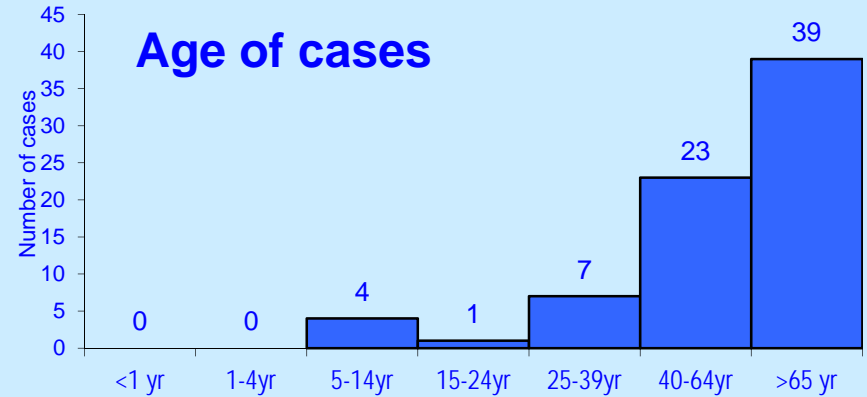
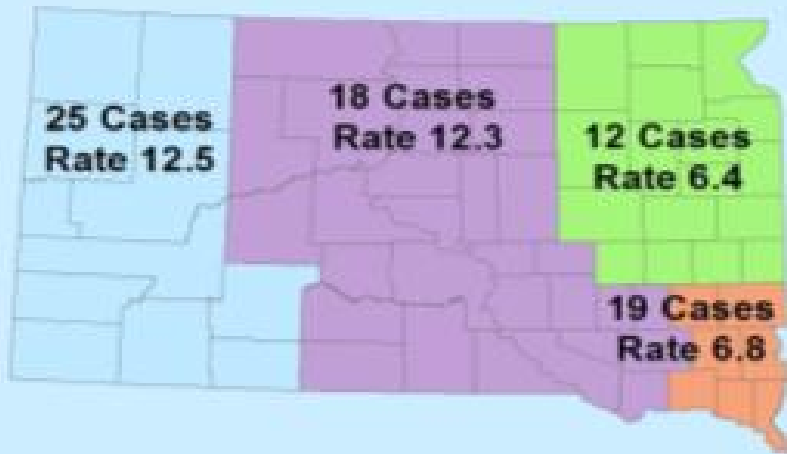
<http://doh.sd.gov/diseasefacts/HepatitisC.aspx>

1 Jan – 31 Oct 2011, *Provisional data*

Invasive MRSA, South Dakota

(Invasive Methicillin-Resistant Staphylococcus aureus)

MRSA, Invasive
South Dakota 74 Cases
 (Rate 9.1 per 100,000 population)



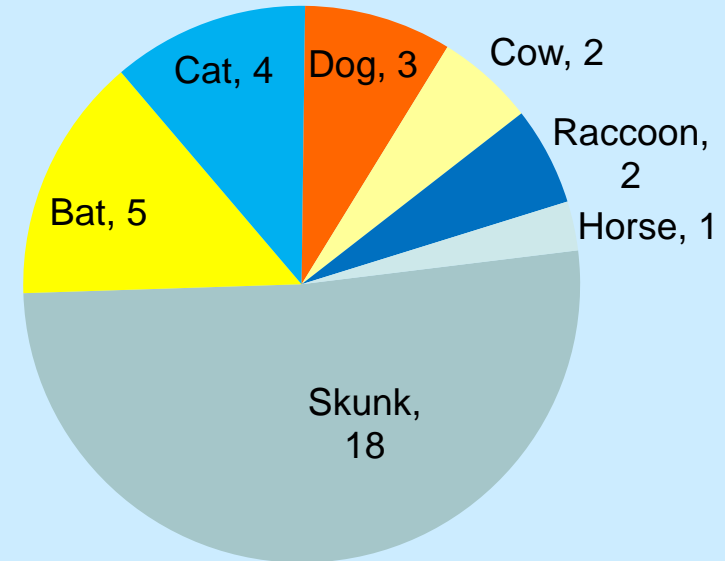
MRSA information: <http://www.cdc.gov/mrsa>

1 Jan – 31 Oct 2011, Provisional data

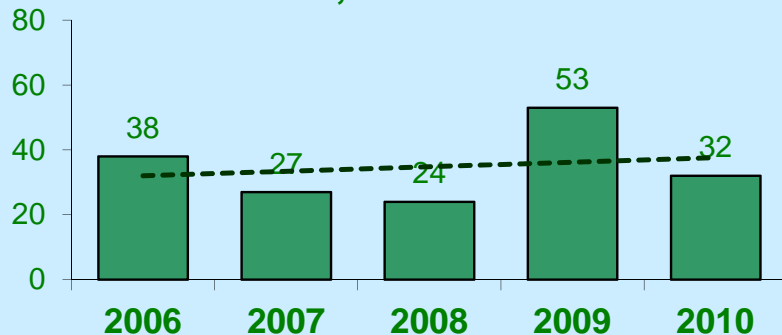
Rabies, South Dakota

County: rabid animals 35

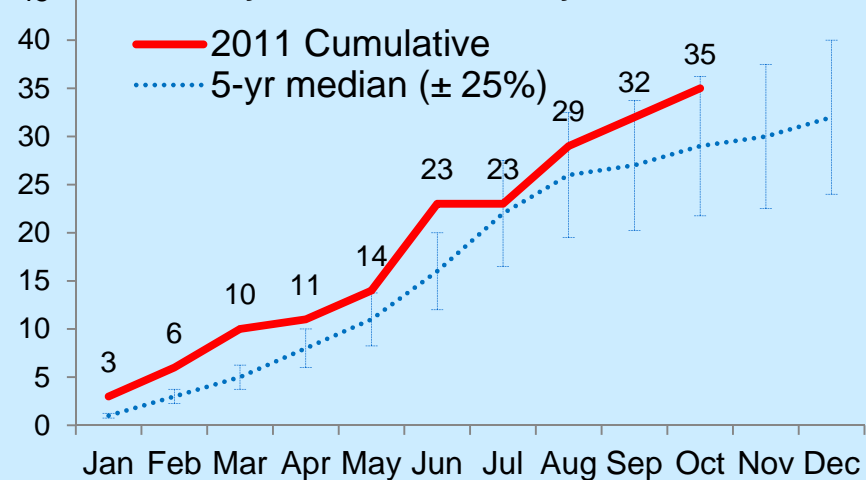
Beadle: raccoon 1	Brookings: raccoon 1
Butte: cat 1, bat 1	Clay: skunk 1
Charles Mix: cat 2	Faulk: dog 1
Grant: skunk 3	Gregory: skunk 1
Hamlin: bat 1	Harding: skunk 1, bat 1
Hughes: skunk 1	Lawrence: skunk 1
Lincoln: dog 1	Lyman: dog 1, skunk 1
Marshall: cow 1	McCook: skunk 1
Mellette: skunk 1, cow 1	Miner: skunk 1
Minnehaha: bat 2, skunk 1	Sanborn: cat 1
Tripp: skunk 4, horse 1	Turner: skunk 1



Rabies, SD 2006-2010



Cases by month, 2011 and 5-year median

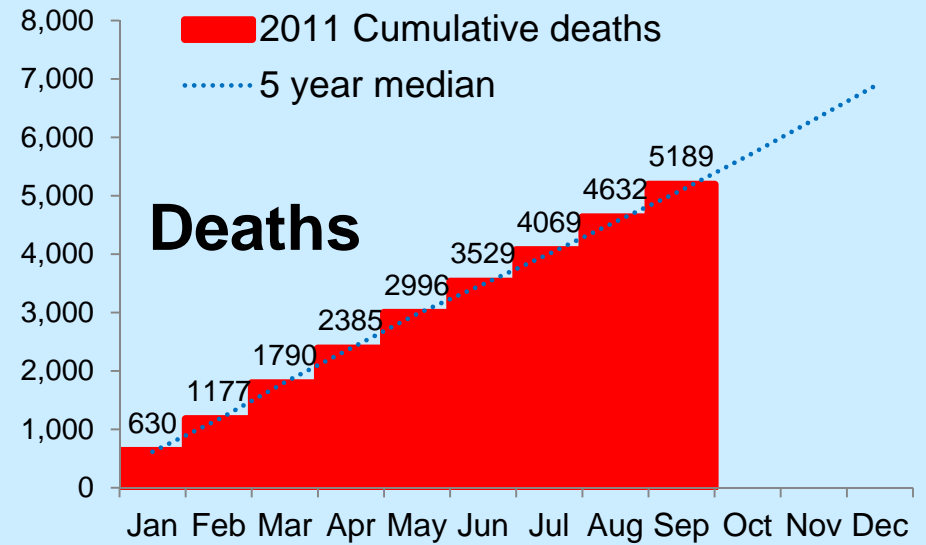
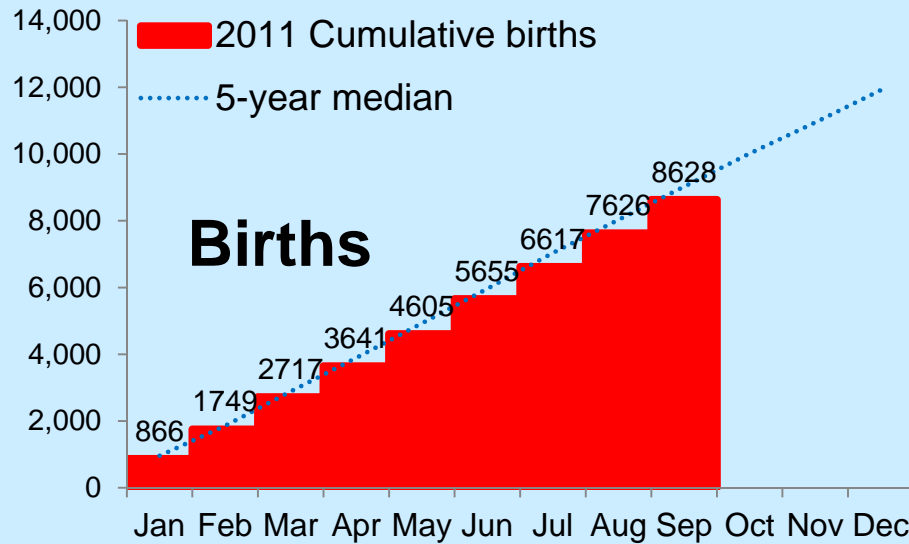


Healthcare Associated Infections, South Dakota

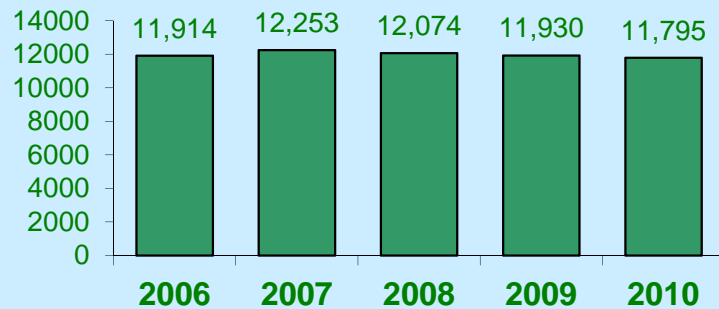
- 12 of 17 SD facilities participating in the National Healthcare Safety Network (NHSN) report to the Dept of Health.
- 3 target areas:
 - *Clostridium difficile* infections;
 - Bloodstream MRSA (methicillin-resistant *Staphylococcus aureus*);
 - Central line associated bloodstream infections (CLABSI).
- Reports 1 Jan – 31 October 2011.
 - *C. difficile*: 3 cases reported from 3 facilities.
 - MRSA (bloodstream): no cases reported.
 - CLABSI: 8 cases reported from 4 hospitals.

1 Jan – 31 Oct 2011, Provisional data

Births and deaths, South Dakota, 2011

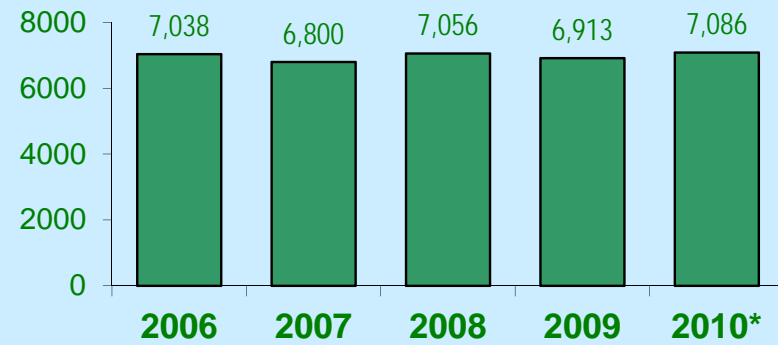


Live births, SD 2006-2010



*2010 provisional

Deaths, SD 2006-2010



*2010 provisional data

Vital Records: <http://doh.sd.gov/VitalRecords>

Other diseases, South Dakota, Year-to-date 2011

Disease	Total cases YTD	5-yr median (2006-2010)	Central Region cases	Northeast Region cases	Southeast Region cases	West Region cases
Chicken pox	34	42	4	5	12	13
Ehrlichiosis/Anaplasmosis	3	0	0	1	1	1
Haemophilus influenza b	1	0	0	1	0	0
Hantavirus pulm syndrome	1	0	1	0	0	0
Hepatitis A	2	3	0	0	1	1
Hepatitis B, chronic	31	-	2	11	14	4
Legionnaires' disease	2	4	1	0	0	1
Listeriosis	1	2	0	0	1	0
Lyme disease	3	1	0	2	1	0
Malaria	1	0	0	0	1	0
Meningococcal, invasive	2	3	0	0	1	1
Mumps	0	2	0	0	0	0
Shigella	4	76	1	1	2	0
Strep pneumo, invasive	28	-	7	3	14	4
Syphilis, early	0	2	0	0	0	0
Tularemia	8	7	0	0	4	4
West Nile	2	39	0	0	2	0

Diseases Reported, South Dakota 2000 - 2010

	2000	2001	2002	2003	2004	2005	2006	2007	2008	2009	2010
Campylobacteriosis	143	162	196	190	273	241	216	232	264	298	297
Chlamydia	1835	1821	2215	2606	2534	2701	2614	2616	2934	3009	3192
Cryptosporidiosis	15	8	42	53	41	30	86	169	88	138	107
E. coli, shiga toxin-producing	69	50	43	33	35	33	50	47	53	71	35
Giardiasis	108	102	84	89	87	115	97	103	139	112	103
Gonorrhea	277	289	263	226	304	351	363	254	384	343	468
Hantavirus pulmonary syndrome	1	0	1	0	1	2	2	1	0	0	0
Hepatitis A	3	4	2	0	4	1	9	7	3	3	1
Hepatitis C, chronic	NR	NR	NR	NR	--	208	353	309	371	381	349
HIV and AIDS	20	22	19	25	19	33	34	25	34	21	35
Legionellosis	2	3	4	3	4	21	5	4	3	2	9
Meningococcal disease	6	6	1	2	3	4	4	3	3	5	0
Methicillin-rest Staph aureus, invasive	NR	NR	NR	NR	36	47	51	86	79	94	98
Mumps	0	0	0	0	0	0	295	6	1	2	2
Pertussis (whooping cough)	12	4	8	7	187	165	27	60	68	58	29
Q fever	NR	0	1	0	0	2	2	1	1	9	4
Rabies, animal	96	58	96	132	94	68	38	27	24	53	32
Salmonellosis	104	149	120	133	153	162	132	174	154	197	186
Shigellosis	10	744	127	18	12	133	388	118	76	4	7
Syphilis (primary, secondary, early latent)	0	1	0	5	0	2	19	11	4	2	4
Tuberculosis	16	13	13	20	11	16	14	13	16	18	15
Tularemia	13	7	3	5	4	8	4	7	10	5	11
West Nile neuroinvasive disease	0	0	14	170	6	35	38	48	11	6	4
West Nile fever	0	0	23	869	45	194	74	160	28	15	16

Reportable Diseases List <http://doh.sd.gov/Disease/Report.aspx>

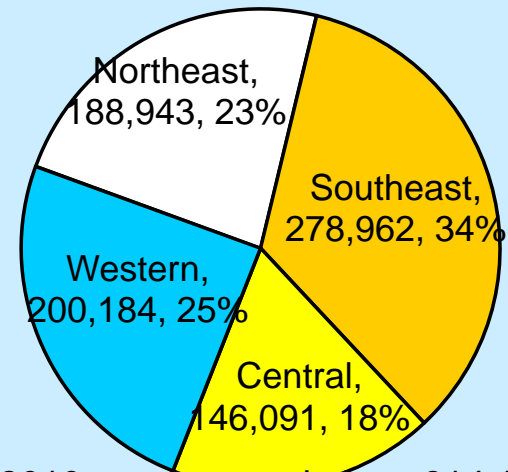

Monthly surveillance reports <http://doh.sd.gov/ID/site.aspx>

To report infectious diseases

- Secure website: www.state.sd.us/doh/diseasereport
- Telephone: **1-800-592-1804** confidential recorder; or **1-800-592-1861** or **605-773-3737** for a disease surveillance person during normal business hours; after hours to report Category I diseases or other emergencies, call **605-280-4810**.
- Fax: **605-773-5509**
- Mail or courier, address to: Infectious Disease Surveillance, Office of Disease Prevention, Department of Health, 615 East 4th Street, Pierre, SD 57501; marked "*Confidential Disease Report*"

Case definitions: www.cdc.gov/osels/ph_surveillance/nndss/phs/infdis.htm

Population of Regions



South Dakota 2010 census population: 814,180